



**Financial Statements and Supplemental Information
With Independent Auditor's Report**

For the Year Ended August 31, 2017

**Ede & Company, LLC
Certified Public Accountants**

SOUTHWEST TEXAS JUNIOR COLLEGE

FINANCIAL STATEMENTS
AND SUPPLEMENTAL INFORMATION
WITH
INDEPENDENT AUDITOR'S REPORT
FOR THE YEAR ENDED
AUGUST 31, 2017

**SOUTHWEST TEXAS JUNIOR COLLEGE
2017 ANNUAL FINANCIAL REPORT**

TABLE OF CONTENTS

	<u>Exhibit/Schedule</u>	<u>Page</u>
Letter from the President.....		1
Transmittal Letter		2 - 3
Organizational Data.....		4
Independent Auditor’s Opinion on the Basic Financial Statements Unmodified Opinions on Basic Financial Statements Accompanied by Required Supplementary Information and Other Information.....		6 - 7
Management Discussion and Analysis.....		8 - 18
Statement of Net Position	1.....	20
SWTJC Foundation, Inc. Comparative Statement of Financial Position		21
Statement of Revenue, Expenses and Changes in Net Position	2.....	22
SWTJC Foundation, Inc. Comparative Statement of Activities		23
Statement of Cash Flows	3.....	24
SWTJC Foundation, Inc. Comparative Statement of Cash Flows.....		25
Notes to the Financial Statements		26 - 54
Required Supplementary Schedules		
Schedule of SWTJC’s Share of Net Pension Liability.....		56
Schedule of SWTJC’s Contributions.....		57
Notes to the Required Supplementary Schedules.....		58
Schedule of Operating Revenues	A	60
Schedule of Operating Expenses by Object	B	61
Schedule of Non-Operating Revenues and Expenses	C	62
Schedule of Net Position by Source and Availability	D	63
Schedule of Expenditures of Federal Awards	E	64-65
Schedule of Expenditures of State Awards	F.....	66
Report on Internal Control over Financial Reporting and on Compliance and Other Matters Based on an Audit of Financial Statements Performed in Accordance with <i>Governmental Auditing Standards</i>		68 - 69
Independent Auditor’s Report on Compliance for Each Major Program and on Internal Control over Compliance Required by OMB Circular A-133 and the Texas Single Audit Circular		70 - 71
Schedule of Findings and Questioned Cost		72
Required Statistical Supplements		73 - 91



November 30, 2017

To the Members of the Board of Trustees, Taxpayers of Uvalde, Real, and Zavala counties, and the citizens of the Southwest Texas Junior College Service Area:

I am pleased to submit the Annual Financial Report for the fiscal year 2017. A discussion and analysis of the college's financial statements provide an overview of the financial activities for the fiscal year ended August 31, 2017.

This year marked the completion of a multi-phase construction project that involved additional facilities on most of the college's campuses. This comprehensive expansion positions the college with the facilities needed to accommodate the enrollment growth projected for the next 5 to 10 years.

The next major goal for the institution is to begin addressing infrastructure and deferred maintenance on the Uvalde campus. This campus is the main campus and many of the buildings were constructed in the 1960s and 1970s. Significant investments have been made in upgrading our technology infrastructure with new network wiring, switches, and routers. The college has also written several grants to help accelerate the deployment of new distance learning equipment that is critical to the delivery of courses to the residents of Southwest Texas.

The adoption of the Four Disciplines of Execution continues to yield positive results on the overall operation of the college. Virtually every employee is on a 4DX team and all are focused on the college's "Wildly Important Goal", increasing the number of graduates.

Another major initiative is aligning our degrees, programs, and courses using the Guided Pathways Model. The model begins with bachelor degree programs at our transfer university and aligns our associate degrees with their bachelor's degrees. The resulting degree plans are grouped into five meta-majors, that we call CAPS (Career and Academic Pathways). Our subsequent task involves working with K-12 schools in our service area to align their course offerings, including dual credit, with the newly created CAPS. In the end, students will be better advised and less likely to take unnecessary credits. The goal is to better assist the student to graduate.

SWTJC is committed to improving student success for all of our students.

Sincerely,

A handwritten signature in black ink, appearing to read "Hector Gonzales", is positioned above the printed name.

Hector Gonzales, Ph.D.
President

November 30, 2017

To President Gonzales, Members of the Board of Trustees, and Citizens of Southwest Texas Junior College:

The annual financial report of Southwest Texas Junior College District (College) for the fiscal year ended August 31, 2017, is hereby submitted. Responsibility for both the accuracy of the data and the completeness and fairness of the representation, including all disclosures, rest with Southwest Texas Junior College. To the best of our knowledge, the enclosed data are accurate in all material respects and are reported in a manner designed to present fairly the financial position and the results of operations of the various funds of the College. All disclosures necessary to enable the reader to gain an understanding of the College's financial activities have been included.

COMPARATIVE FINANCIAL STATEMENTS

The 2017 audit report contains comparative data for the last two fiscal periods to ensure that the financial information will be available at a glance to financial statement users. Following the auditor's report the College has included a Management's Discussion and Analysis which provides summary information and a brief economic forecast in three segments:

1. A brief discussion of the basic financial statement,
2. Condensed comparative financial information, and
3. Analysis of the College's overall financial position and results of operation.

Segment 2, Condensed comparative financial information contains the following required elements:

- a. Total assets, distinguishing between capital and other assets
- b. Total liabilities, distinguishing between long-term and other liabilities
- c. Total net position, distinguishing among amounts invested in capital assets, net of related debt; restricted amounts; and unrestricted amounts
- d. Operating revenue by major source
- e. Operating expenses by function
- f. Non-operating revenue and expenses
- g. Income before other revenue, expenses, gains, and losses
- h. Changes in net position
- i. Ending net position
- j. Cash flow, distinguishing among operating activities, non-capital financing activities, capital and related financing activities, and investing activities.
- k. Changes in cash flow

We hope this Annual Financial Report presentation will help the reader better understand the overall financial status of the College as of August 31, 2017.

The Annual Financial Report is presented in five sections:

Introductory section includes the President’s Letter, this transmittal letter, and the College’s principal officials.

The Financial section includes the report of the independent accountants, the management discussion and analysis, the basic financial statements, notes to the financial statements and required supplemental financial information.

The Statistical section includes selected unaudited financial and demographic information, generally presented on a multi-year basis.

The Single Audit section includes the annual single audit in conformity with the provisions of the Single Audit Act of 1984 and U. S. Office of Management and Budget Circular A-133, Audits of State, Local Governments, Non-Profit Organizations and the Uniform Grants Management Standards issued by the State of Texas. Information related to this single audit, including schedules of federal and state financial assistance and auditor’s reports on internal control structure and compliance with applicable laws and regulations are included in the single audit section of this report.

SOUTHWEST TEXAS JUNIOR COLLEGE

Organizational Data For the Fiscal Year 2016 - 2017

Board of Trustees

<u>Name</u>	<u>County</u>	<u>Title</u>	Term Expires <u>May</u>
Rodolfo R. Flores	Uvalde	President	2020
Dr. Harry O. Watkins	Uvalde	Vice-President	2022
Dr. Antonio H. Rivera	Zavala	Secretary	2022
Tony Moreno	Uvalde	Member	2020
Maria Elena Lara	Uvalde	Member	2018
Victor Lopez	Zavala	Member	2018
Anita Shackelford	Real	Member	2018

Administration

Dr. Hector E. Gonzales	President
Margot Mata	Vice President of Student Services
Derek Sandoval	Vice President of Administrative Services
Anne H. Tarski	Vice President of Finance
Dr. Mark Underwood	Vice President of Academic Affairs
Gilbert C. Bermea	Vice President, Eagle Pass Campus
Connie Buchanan	Vice President, Del Rio Campus

This page intentionally left blank.

EDE & COMPANY, LLC

Certified Public Accountants

Eric Ede
Donna Ede Jones

P. O. Box 219
Knippa, Texas 78870
Telephone (830) 934-2148
Fax (830) 934-2799
Email: edecpa@hotmail.com

UNMODIFIED OPINIONS ON BASIC FINANCIAL STATEMENTS ACCOMPANIED BY REQUIRED SUPPLEMENTARY INFORMATION AND OTHER INFORMATION

Independent Auditor's Report

Board of Trustees
Southwest Texas Junior College
2401 Garner Field Road
Uvalde, Texas 78801

Members of the Board:

We have audited the accompanying financial statements of the business-type activities, and the aggregate discretely presented component units of Southwest Texas Junior College as of and for the years ended August 31, 2017 and 2016, and the related notes to the financial statements, which collectively comprise the College's basic financial statements as listed in the table of contents.

Management's Responsibility for the Financial Statements

Management is responsible for the preparation and fair presentation of these financial statements in accordance with accounting principles generally accepted in the United States of America; this includes the design, implementation, and maintenance of internal control relevant to the preparation and fair presentation of financial statements that are free from material misstatement, whether due to fraud or error.

Auditor's Responsibility

Our responsibility is to express opinions on these financial statements based on our audit. We conducted our audit in accordance with auditing standards generally accepted in the United States of America and the standards applicable to financial audits contained in *Government Auditing Standards*, issued by the Comptroller General of the United States. Those standards require that we plan and perform the audit to obtain reasonable assurance about whether the financial statements are free from material misstatement. An audit involves performing procedures to obtain audit evidence about the amounts and disclosures in the financial statements. The procedures selected depend on the auditor's judgment, including the assessment of the risks of material misstatement of the financial statements, whether due to fraud or error. In making those risk assessments, the auditor considers internal control relevant to the entity's preparation and fair presentation of the financial statements in order to design audit procedures that are appropriate in the circumstances, but not for the purpose of expressing an opinion on the effectiveness of the entity's internal control. Accordingly, we express no such opinion. An audit also includes evaluating the appropriateness of accounting policies used and the reasonableness of significant accounting estimates made by management, as well as evaluating the overall presentation of the financial statements.

We believe that the audit evidence we have obtained is sufficient and appropriate to provide a basis for our audit opinions.

Opinions

In our opinion, the financial statements referred to above present fairly, in all material respects, the respective financial position of the business-type activities and the aggregate discretely presented component units of Southwest Texas Junior College, as of August 31, 2017, and 2016, and the respective changes in financial position for the year then ended in accordance with accounting principles generally accepted in the United States of America.

Other Matters

Required Supplementary Information

Accounting principles generally accepted in the United States of America require that the management's discussion and analysis, budgetary comparison information, schedule of College's proportionate share of the net pension liability, and the schedule of College's contributions to TRS, as listed in the table of contents, be presented to supplement the basic financial statements. Such information, although not a part of the basic financial statements, is required by the Governmental Accounting Standards Board, who considers it to be an essential part of financial reporting for placing the basic financial statements in an appropriate operational, economic, or historical context. We have applied certain limited procedures to the required supplementary information in accordance with auditing standards generally accepted in the United States of America, which consisted of inquiries of management about the methods of preparing the information and comparing the information for consistency with management's responses to our inquiries, the basic financial statements, and other knowledge we obtained during our audit of the basic financial statements. We do not express an opinion or provide any assurance on the information because the limited procedures do not provide us with sufficient evidence to express an opinion or provide any assurance.

Other Information

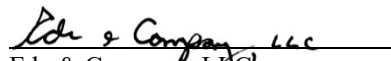
Our audit was conducted for the purpose of forming opinions on the financial statements that collectively comprise the Southwest Texas Junior College's basic financial statements. The exhibits identified in the Table of Contents as required statistical supplements are presented for purposes of additional analysis and are not a required part of the basic financial statements. These exhibits are the responsibility of management and were derived from and relate directly to the underlying accounting and other records used to prepare the basic financial statements. These exhibits have not been subjected to the auditing procedures applied in the audit of the basic financial statements and, accordingly, we do not express an opinion or provide any assurance on them. The schedule of expenditures of federal and state awards is presented for purposes of additional analysis as required by Title 2 U.S. Code of Federal Regulations (CFR) Part 200, Uniform Administrative Requirements, Cost Principles, and Audit Requirements for Federal Awards, and the Texas Single Audit Circular, and are also not a required part of the basic financial statements.

The schedule of expenditures of federal and state awards are the responsibility of management and were derived from and relate directly to the underlying accounting and other records used to prepare the basic financial statements. Such information has been subjected to the auditing procedures applied in the audit of the basic financial statements and certain additional procedures, including comparing and reconciling such information directly to the underlying accounting and other records used to prepare the basic financial statements or to the basic financial statements themselves, and other additional procedures in accordance with auditing standards generally accepted in the United States of America. In our opinion, the schedule of expenditures of federal and state awards are fairly stated in all material respects in relation to the basic financial statements as a whole.

The exhibits identified in the Table of Contents as required statistical supplements have not been subjected to the auditing procedures applied in the audit of the basic financial statements and, accordingly, we do not express an opinion or provide any assurance on them.

Other Reporting Required by Government Auditing Standards

In accordance with *Government Auditing Standards*, we have also issued our report dated November 30, 2017, on our consideration of the Southwest Texas Junior College's internal control over financial reporting and on our tests of its compliance with certain provisions of laws, regulations, contracts, and grant agreements and other matters. The purpose of that report is to describe the scope of our testing of internal control over financial reporting and compliance and the results of that testing, and not to provide an opinion on internal control over financial reporting or on compliance. That report is an integral part of an audit performed in accordance with Government Auditing Standards in considering Southwest Texas Junior College's internal control over financial reporting and compliance.


Ede & Company, LLC
Certified Public Accountants
Knippa, Texas

November 30, 2017

MANAGEMENT'S DISCUSSION AND ANALYSIS

August 31, 2017

The following Management Discussion and Analysis was prepared by Southwest Texas Junior College's management and provides an overview of the College's financial activities.

Basic Financial Statements

In June 1999, GASB released Statement No. 34, *Basic Financial Statements and Management's Discussion and Analysis for State and Local Governments* which was followed by GASB Statement No. 35, *Basic Financial Statements – Management Discussion and Analysis for Public Colleges and Universities*, which provided guidance to public colleges. Southwest Texas Junior College implemented these new reporting requirements in fiscal year 2002 in accordance with the implementation dates set forth in GASB 35.

The reporting format requires three basic financial statements that provide information for the College and its component unit, SWTJC Foundation, Inc.

Statement of Net Position – presents information on the College's assets, liabilities and the difference between them as net position. Net position is further identified as restricted and unrestricted.

Statement of Revenues, Expenses, and Changes in Net Position – presents information on the College's activities for the year then ended. Revenue and expenses are recorded as they incur, regardless of the timing of the related cash flow.

Statement of Cash Flows – is reported on the direct method. It reports cash flow from operations as major classes of receipts and expenses.

Comparative Financial Information

A comparative analysis of financial information is included in the Management Discussion and Analysis.

Financial Analysis

Total assets exceed total liabilities by \$11,895,763 (22%). Of the College's total assets, \$40,127,354 (74%) is represented by capital assets including land, buildings and improvements, furniture, equipment, and library books, net of accumulated depreciation.

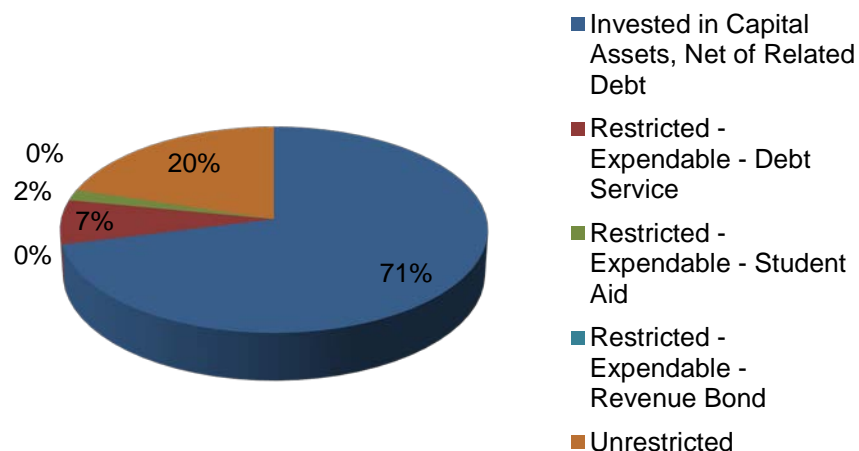
MANAGEMENT'S DISCUSSION AND ANALYSIS

August 31, 2017

Southwest Texas Junior College's Net Position

	Year Ended 2017	Year Ended 2016	Year Ended 2015
Assets			
Current Assets	\$ 8,792,254	\$ 8,283,256	\$ 9,482,131
Restricted Cash and Cash Equivalents	639,426	1,589,337	1,422,627
Endowment Investments	2,725,736	2,721,514	2,710,717
Capital Assets	40,127,354	38,750,499	32,545,611
Other Noncurrent Investments	1,897,700	2,337,300	7,837,300
Total Assets	<u>54,182,470</u>	<u>53,681,906</u>	<u>53,998,386</u>
Deferred Outflows of Resources	<u>2,234,342</u>	<u>2,443,783</u>	<u>952,599</u>
Liabilities			
Current Liabilities	10,501,307	10,019,177	8,901,359
Noncurrent Liabilities	32,347,608	33,115,413	33,303,775
Total Liabilities	<u>42,848,915</u>	<u>43,134,590</u>	<u>42,205,134</u>
Deferred Inflows fo Resources	<u>1,672,134</u>	<u>2,374,948</u>	<u>1,662,351</u>
Net Assets			
Invested in Capital Assets, Net of Related Debt	12,832,542	9,818,324	3,011,230
Restricted - Expendable - Debt Service	1,255,304	1,443,439	489,008
Restricted - Expendable - Student Aid	310,170	860,693	180,901
Restricted - Expendable - Maintenance Note	-	-	-
Restricted - Expendable - Revenue Bond	-	969,073	6,889,654
Unrestricted	3,655,816	3,607,693	6,373,399
Unrestricted Pension	(6,158,069)	(6,083,071)	(5,860,692)
Total Net Position	<u>\$ 11,895,763</u>	<u>\$ 10,616,151</u>	<u>\$ 11,083,500</u>

Net Position



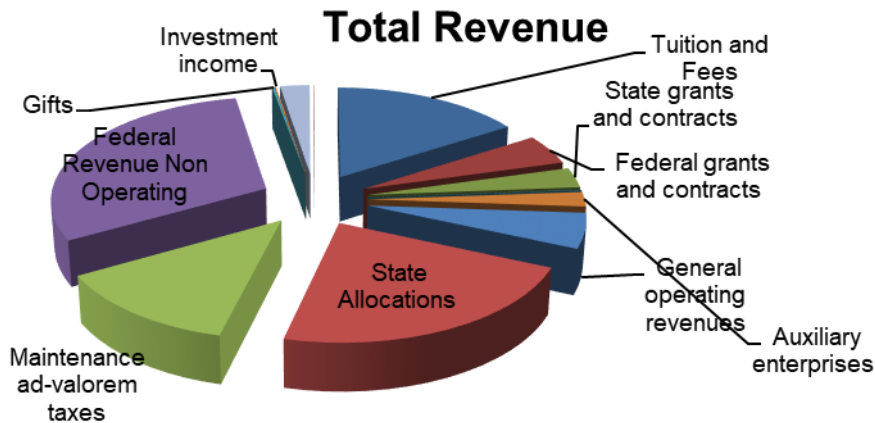
MANAGEMENT'S DISCUSSION AND ANALYSIS August 31, 2017

For the year ended August 31, 2017, operations of Southwest Texas Junior College were primarily supported by appropriations from the state's general fund and tuition and fee revenue. Effective as of the 2006 fiscal year, state appropriations are reported as non-operating revenue. Total revenue is supplemented by federal and state grants and contracts, private gifts, and sales and service revenue for auxiliary and educational departments. The College is also supported by ad-valorem taxes of \$5,175,847 in the current year as compared to \$4,143,045 for the year ended August 31, 2016, and \$3,703,685 for the year ended August 31, 2015, listed as non-operating revenue.

State appropriations including restricted insurance and retirement payments totaled \$8,883,623 (23%), \$8,854,607 (25%), and \$8,982,067 (26%); tuition and fees totaled \$6,361,957 (17%), \$9,300,779 (27%), and \$5,566,228 (16%); and federal grants and contracts totaled \$13,984,569 (35%), \$9,803,348 (28%), and \$13,136,440 (38%), all for years ended August 31, 2017, 2016, and 2015, respectively.

Instruction continues to be the largest component of operating expenses at \$14,140,392 (39%) in the current year as compared to the year ended August 31, 2016, of \$13,887,730 (39%) and the year ended August 31, 2015, of \$13,088,671 (37%). Scholarships of \$4,044,557 (11%) in the current year compared to the year ended August 31, 2016, amount of \$3,979,389 (11%), and the year ended August 31, 2015, amount of \$4,345,218 (12%), passed through to students after being applied to tuition and fees. Included in operating expenses is depreciation of \$1,284,903 in the current year, \$1,107,660 for the year ended August 31, 2016, and \$883,763 for the year ended August 31, 2015, which represent non-cash expenses.

For the year ended August 31, 2017, the result of operations was an operating loss of \$23,984,870, compared to the year ended August 31, 2016 amount of \$20,375,531 and the year ended August 31, 2015 amount of \$23,434,550. The current year operating loss combined with the current year net non-operating revenue of \$25,264,482 results in an increase in net position of \$1,279,612.

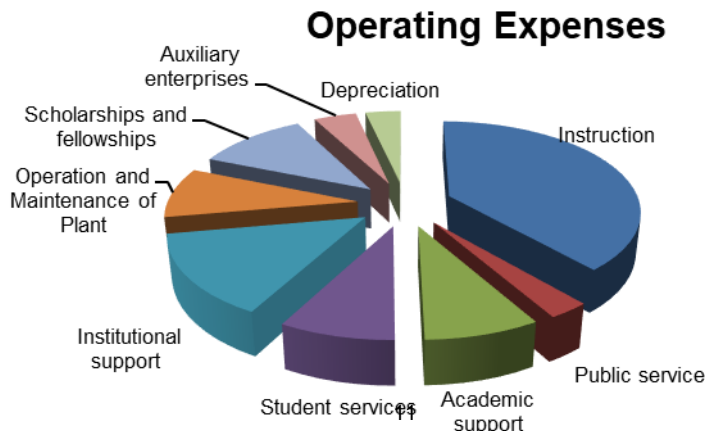


MANAGEMENT'S DISCUSSION AND ANALYSIS

August 31, 2017

Southwest Texas Junior College's Change in Net Assets

Operating Revenues	FY 2017	FY 2016	FY 2015
Tuition and Fees (net of discounts of \$10,467,941; \$5,963,685; \$9,157,306)	\$ 6,361,957	\$ 9,300,779	\$ 5,566,228
Federal grants and contract	1,880,555	1,760,511	1,783,893
State grants and contracts	1,249,089	933,925	1,320,527
Non-governmental grants and contracts	1,744	62,940	146,653
Sales and services of educational activities	24,333	35,851	28,743
Auxiliary enterprises (net of discounts of \$349,934; \$373,361; 317,275)	899,221	853,216	842,153
General operating revenues	<u>2,170,209</u>	<u>2,269,990</u>	<u>1,946,558</u>
Total Operating Revenues (Schedule A)	<u>12,587,108</u>	<u>15,217,212</u>	<u>11,634,755</u>
Operating Expenses			
Instruction	14,140,392	13,887,730	13,088,671
Public Service	1,078,951	955,087	1,015,407
Academic support	2,970,862	3,072,582	2,850,668
Student services	2,972,179	2,851,119	2,816,840
Institutional support	5,251,454	4,919,589	5,560,658
Operation and maintenance of plant	3,278,421	3,205,879	3,080,156
Scholarships and fellow ships	4,044,557	3,979,349	4,345,218
Auxiliary enterprises	1,550,259	1,613,748	1,427,924
Depreciation	<u>1,284,903</u>	<u>1,107,660</u>	<u>883,763</u>
Total Operating Expenses (Schedule B)	<u>36,571,978</u>	<u>35,592,743</u>	<u>35,069,305</u>
Operating Loss	(23,984,870)	(20,375,531)	(23,434,550)
Non-Operating Revenues (Expenses)			
State Allocations	8,883,623	8,854,607	8,982,067
Maintenance ad-valorem taxes	5,175,847	4,143,045	3,703,685
Federal Revenue, Non Operating	12,104,014	8,042,837	11,352,547
Gifts	77,085	64,899	51,755
Investment income	43,897	39,898	83,365
Interest on Capital related debt	(987,594)	(1,071,710)	(982,252)
Other non-operating revenues	<u>(32,390)</u>	<u>(165,394)</u>	<u>(178,350)</u>
Net Non-Operating Revenues (Schedule C)	<u>25,264,482</u>	<u>19,908,182</u>	<u>23,012,817</u>
Increase (Decrease) in Net Assets	1,279,612	(467,349)	(421,733)
Net Assets			
Net Assets - Beginning of Year	<u>10,616,151</u>	<u>11,083,500</u>	<u>17,692,255</u>
Cumulative Effect of Change in Accounting Principle (Note 11)			(6,157,022)
Net Position -- Beginning of Year, as restated	<u>10,616,151</u>	<u>11,083,500</u>	<u>11,067,884</u>
Net Assets - End of Year	<u>\$ 11,895,763</u>	<u>\$ 10,616,151</u>	<u>\$ 11,083,500</u>



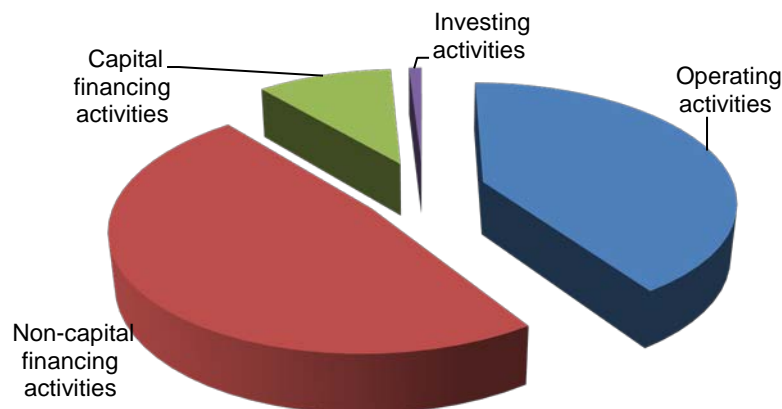
MANAGEMENT'S DISCUSSION AND ANALYSIS August 31, 2017

Cash and cash equivalents decreased during the current fiscal year by \$865,010. Cash was used by operating activities in the amount of \$20,583,173. Cash was provided from non-capital financing activities in the amount of \$24,402,243. Cash was used in capital and related financing activities in the amount of \$5,163,356. Cash was provided by investing activities in the amount of \$479,276.

Southwest Texas Junior College's Statement of Cash Flows

	2017	2016	2015
Net cash used by operating activities	\$ (20,583,173)	\$ (17,452,633)	\$ (22,004,809)
Net cash provided by non-capital financing activities	24,402,243	19,035,703	22,252,250
Net cash provided/ (used) by capital and related financing activities	(5,163,356)	(8,552,827)	(6,393,797)
Net cash provided/(used) by investing activities	<u>479,276</u>	<u>5,529,101</u>	<u>3,529,713</u>
Increase (decrease) in cash and cash equivalents	(865,010)	(1,440,656)	(2,616,643)
Cash and Cash equivalents at beginning of year	<u>5,663,733</u>	<u>7,104,389</u>	<u>9,721,032</u>
Cash and cash equivalents at end of year	<u>\$ 4,798,723</u>	<u>\$ 5,663,733</u>	<u>\$ 7,104,389</u>

Cash Flows By Activity



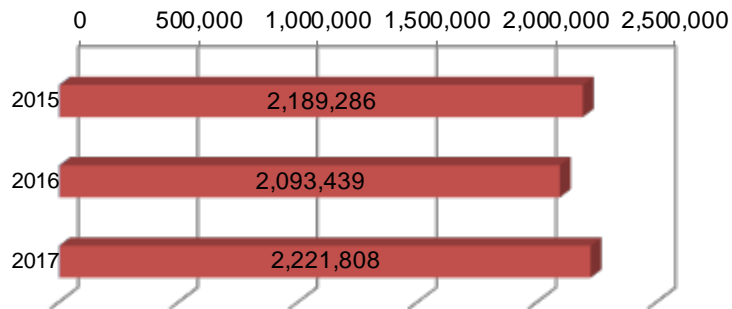
MANAGEMENT'S DISCUSSION AND ANALYSIS

August 31, 2017

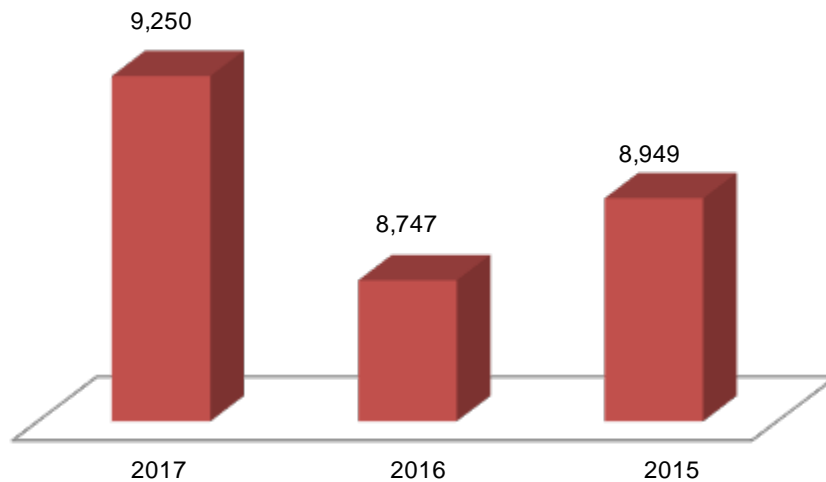
Enrollment and contact hours in academic and technical programs increased by 6% in the 2017 fiscal year.

	FTSE	Contact Hours
2015	8,949	2,189,286
2016	8,747	2,093,439
2017	9,250	2,221,808

Contact Hours



FTSE



MANAGEMENT'S DISCUSSION AND ANALYSIS

August 31, 2017

Capital Assets

In 2001, the Southwest Texas Junior College Board changed equipment capitalization from \$250 to \$5,000.

In a prior year, the College implemented GASB 34-35. In the fiscal year ended August 31, 2017, SWTJC recorded a depreciation expense of \$1,284,903, \$1,107,660 in the fiscal year ended August 31, 2016, and \$883,763 in the fiscal year ended August 31, 2015. The method of accounting for expenditures for plant and retirement of indebtedness remains unchanged.

Long-term Debt

In 2006, Southwest Texas Junior College incurred \$9,000,000 in long-term debt through two revenue bond issues. The first, \$3.5 million, is a private placement issue with proceeds used for the construction of a new student services building and the subsequent renovations of existing spaces. Refer to note 8 in the notes to the financial statements for further details. Construction of the new building was completed in May of 2008.

The second, \$5.5 million, is a private placement issue with proceeds used for the construction of a new educational facility for Sul Ross State University Rio Grande College. Refer to note 8 in the notes to the financial statements for more information. The building was completed in December 2007.

In 2012, Southwest Texas Junior College incurred \$2,500,000 in long term debt through a maintenance tax note issue. It is a private placement with proceeds used for updating energy systems. The energy savings acquired will provide the payment for the note. Refer to note 9 in the notes to the financial statements for more information. Energy systems work were completed in the fall semester 2013.

In 2013, Southwest Texas Junior College incurred \$7,500,000 in long term debt through a revenue bond issue. It is a private placement with proceeds used for an administration building and a classroom building on the Del Rio campus. Refer to note 8 in the notes to the financial statements for more information. The building was completed in November 2014.

In 2014, Southwest Texas Junior College incurred \$10,000,000 in long term debt through a revenue bond issue. It is a public placement with proceeds used for a library and classroom building on the Eagle Pass campus, a library building on the Crystal City campus, and renovations on the Uvalde campus. Refer to note 8 in the notes to the financial statements for more information. The building on the Eagle Pass campus was completed in December of 2015 and ready for student use at the beginning of the 2016 spring term. The library for the Crystal City campus was opened in April 2017.

MANAGEMENT'S DISCUSSION AND ANALYSIS

August 31, 2017

In 2015, the college incurred \$3,000,000 in long term debt through a revenue bond issue. It is a private placement with proceeds used for the purchase and renovation of a technical facility in Eagle Pass. Refer to note 8 to the financial statements for more information. The campus was completed shortly after the end of 2016.

In 2016, the college refinanced SWTJC Series 2016 bonds. The proceeds were used to pay off the balance of the of the SWTJC Series 2006 bonds. The par amount of the refunded bonds was \$3,224,334.48. Delivery was accomplished August 11, 2016. The College achieved a net present value savings of \$343,083.64 in interest expense.

Net Position

In 2002, in accordance with GASB 34-35, Southwest Texas Junior College began reporting Net Position by Source and Availability. Until 2007, the College reported Endowment Funds as Other Restricted Funds. Starting with the year 2007, these Endowment Funds were correctly reported in the Unrestricted category as Quasi Unrestricted (restrictions self-imposed by the Board of Trustees). For the year 2017, Endowment Funds amounted to \$2,591,076.

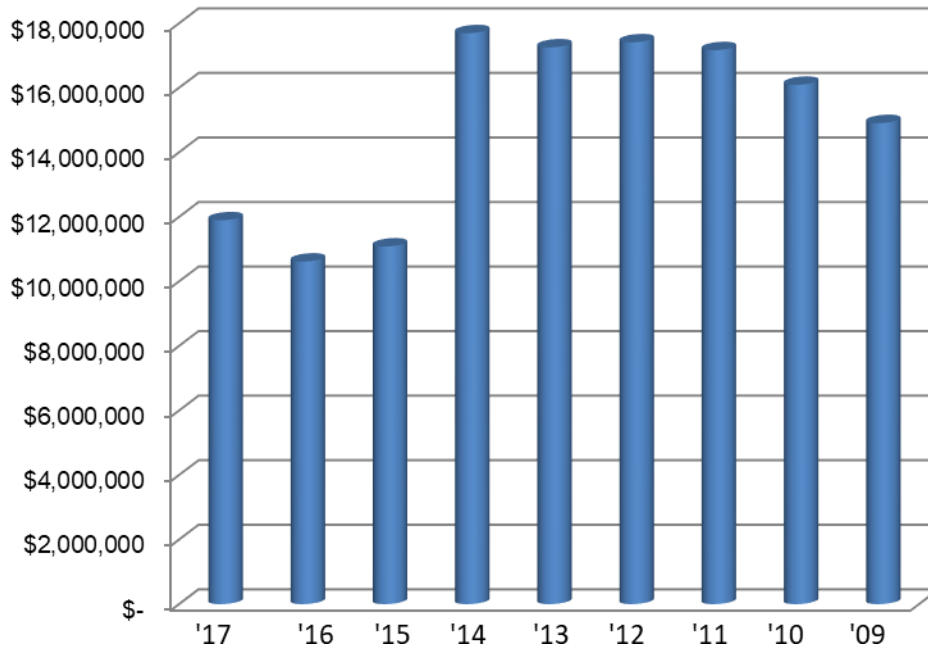
Unrestricted assets for the year 2017 were \$(2,545,291) as compared to \$(2,475,378) in 2016. In accordance with GASB 68, SWTJC was required to book its portion of the State's unfunded pension liability causing the unrestricted asset figure to be negative. The liability for 2017 was \$6,158,069 and \$6,083,071 in 2016.

Year	Net Capital Assets	Change in Net Position						
		Restricted for:				Unrestricted	Total	Net Change
		Unused Bond	Debt Service	Student Aid	Other			
2017	\$12,832,542	\$ -	\$ 1,255,304	\$ 353,208	\$ -	\$(2,545,291)	\$11,895,763	\$ 1,279,612
2016	9,818,324	969,073	1,443,439	860,693	-	(2,475,378)	10,616,151	(467,349)
2015	3,011,230	6,889,654	489,008	180,901	-	512,707	11,083,500	(6,608,755)
2014	(1,498,379)	9,741,550	1,063,053	537,665	-	7,848,366	17,692,255	438,955
2013	3,717,874	4,543,842	1,063,054	503,403	-	7,425,127	17,253,300	(156,502)
2012	6,055,003	2,499,214	839,257	689,734	-	7,326,594	17,409,802	242,324
2011	9,030,617	-	860,746	839,182	-	6,436,933	17,167,478	1,074,292
2010	8,151,843	-	989,435	618,550	-	6,333,358	16,093,186	1,185,014
2009	8,293,391	-	562,034	198,659	-	5,854,088	14,908,172	630,882
2008	8,188,931	-	376,038	209,826	-	5,502,495	14,277,290	69,531

MANAGEMENT'S DISCUSSION AND ANALYSIS

August 31, 2017

Net Position



Other Conditions and Factors

Mission Statement and Strategic Goals (2017-2022): During 2017, SWTJC reviewed, evaluated, and revised its strategic goals.

Mission: Southwest Texas Junior College is a comprehensive, public college serving eleven counties in Southwest Texas. The College provides accessible, affordable, high-quality education that prepares students to successfully transfer to senior colleges and universities; enter the job market; pursue their professional and personal goals; and contribute to the economic growth of the region.

Strategic Goals:

- Identify and serve the learning needs of the community (LEARNING).
- Cultivate excellence in teaching, instructional delivery, student services, and administrative support (QUALITY).
- Provide reliable and sustainable resources and funding for the college (EFFICIENCY)

MANAGEMENT'S DISCUSSION AND ANALYSIS

August 31, 2017

Aspen Institute: In 2011, Southwest Texas Junior College was recognized by the Aspen Institute in Washington D.C. as one of the top 10 community colleges in the nation. SWTJC is aggressively working to implement many of the suggestions of the Aspen committee in order to continue to excel as one of the nation's most outstanding community colleges. As a result, the College was recognized as one of the top ten percent of community colleges in 2017 and is advancing into round two for the selection of the top ten community colleges recognition.

Lumina Foundation's Achieving the Dream Leader College: In 2009, Southwest Texas Junior College was a part of the first cohort of Leader Colleges announced by the Achieving the Dream network, it was recertified as a Leader College in 2012 and 2015. ATD is a national reform network dedicated to community college student success and completion; focused primarily on helping low-income students and students of color complete their education and obtain market-valued credentials.

Partnerships: SWTJC partnered with four Independent Consolidated School Districts (Knippa, Del Rio, Uvalde, and Dilley) to create Early College High School programs. These programs provide students the opportunity to graduate with an Associate's degree or certificate before they graduate from high school. The College graduated 68 high school students in May 2017.

Four Disciplines of Execution (4DX): These disciplines are: Focusing on the Wildly Important Goal (WIG); Acting on Lead Measures; Keeping a Compelling Scoreboard; and Creating a Cadence of Accountability. The College, with the President's establishment of the WIG, "Increase the number of graduates", has begun its second round of 4DX activity. All departments in the College have set their own WIGs that will contribute to the success of the president's WIG. Weekly meetings are held to track successes and discuss possible actions. In May of 2018, the College will hold its second Summit during which each WIG team will present their activities and achievements. 4DX is an exciting program and has allowed all college personnel to come together and collaborate to promote the College's vision.

Facilities: During the spring of 2017, the College completed construction of a library at the Crystal City campus, allowing the College to expand student service options in the area.

State Appropriations: The 85th Legislative session provided a slight increase in funding for the 2018-2019 biennium. The appropriations for SWTJC for 2018 will be \$9,031,834 compared to \$8,883,623 in 2017 (1.7%).

Enrollment: The College had an increase (3.4%) in enrollment during 2017. After the end of the year, fall registration made a record breaking jump to 6,845 students. A great deal of this increase was due to additional Early College High School participation.

MANAGEMENT'S DISCUSSION AND ANALYSIS

August 31, 2017

Quality Enhancement Plan: During the 2017 year, the College continued the implementation of the five-year Quality Enhancement Plan (QEP) – “RISE to the top”. This plan is designed to enhance student engagement and critical thinking using resources and student interactions (**R**esources + **I**nteractions = **S**tudent **E**ngagement). “RISE to the top” first year activity was the course, “First Year Experience”. The second year activity was student learning through service and evaluation of the efficacy of the first year course. The third year, 2018, focus is engaging students through collaborative learning experiences.

JET Grant: Southwest Texas Junior College received a grant in 2017 from the Texas Workforce Commission under the Jobs and Education for Texans (JET) Grant Programs. The purpose of this grant is to target high-growth, high-demand, and emerging occupations. The program allowed the College to develop and equip an Emergency Medical Technician (EMT) program that was launched on both the Uvalde campus and Chittim Technical Center in Eagle Pass.

Aviation Grant: In 2017, the College received an aviation grant from the Office of the Governor. Using this grant, the SWTJC leased facilities and acquired equipment to further expand the cooperative program with the Del Rio Air Force Base to provide needed training and eventual certification of air and power plant mechanics.

Texas Pathways: Texas pathways is an initiative to encourage student success through the use of guided pathways; allowing students to make broad choices regarding “mega majors” much earlier in their educational journey. The pathways are being designed to go both “up” to four-year institutions and “down” to K-12 ISDs. Southwest Texas Junior College, being in the first cadre of the community colleges, has named its pathways CAPS (Career and Academic Pathways). At the end of 2017, the College’s technical programs had well defined CAPS and the committee has begun substantial work in the academic areas. The CAPS program will be utilized in the fall semester of 2018.

Expanding Programs:

In partnership with Laughlin Air Force Base in Del Rio, and with the local Economic Development Council, the college is seeking State and Regional Accreditor approval to add “Airframe” to its Aviation Maintenance Certificate options. The eventual goal is to provide the Airframe and Power Plant (A&P) option for a Certificate in Del Rio. SWTJC has established at the Uvalde campus the advance Welding Technology Certificate, the Associate of Applied Science (AAS) in Welding Technology, and the Emergency Medical Technician Certificate and AAS. Additionally, the college is seeking State and Regional Accreditor approval for the Patient Care Technology (PCT) Level 1 Certificate.

This page intentionally left blank.

SOUTHWEST TEXAS JUNIOR COLLEGE

Statement of Net Position
August 31, 2017 and August 31, 2016

ASSETS	FY2017	FY2016
Current Assets:		
Cash and cash equivalents	\$ 4,159,297	\$ 4,074,396
Accounts receivable (net of \$1,412,762; \$1,293,494)	3,704,565	3,190,873
Taxes receivable (net of \$63,185; \$53,084)	373,334	401,295
Inventories	59,972	76,681
Prepaid expenses	495,086	540,011
Total Current Assets	<u>8,792,254</u>	<u>8,283,256</u>
Noncurrent Assets:		
Restricted cash and cash equivalents	639,426	1,589,337
Endowment investments	2,725,736	2,721,514
Other long-term investments	1,897,700	2,337,300
Capital assets (net of \$17,973,623; \$16,688,720)	40,127,354	38,750,499
Total Noncurrent Assets	<u>45,390,216</u>	<u>45,398,650</u>
Total Assets	<u>54,182,470</u>	<u>53,681,906</u>
DEFERRED OUTFLOWS OF RESOURCES		
Deferred Outflows - Pensions	<u>2,234,342</u>	<u>2,443,783</u>
LIABILITIES		
Current Liabilities:		
Accounts payable	1,160,604	1,058,585
Accrued liabilities	336,775	356,062
Deposits	265,654	251,538
Unearned revenues	6,513,796	5,950,687
Notes payable - short term	673,528	915,987
Notes payable - current portion	220,000	215,000
Lease payable - current portion	146,046	91,414
Bonds payable - current portion	1,184,904	1,179,904
Total Current Liabilities	<u>10,501,307</u>	<u>10,019,177</u>
Noncurrent Liabilities:		
Lease payable	410,951	342,224
Notes payable	2,123,528	1,670,000
Bonds payable	23,766,380	24,951,283
Net Pension Liability	6,720,277	6,151,906
Total Noncurrent Liabilities	<u>33,021,136</u>	<u>33,115,413</u>
Total Liabilities	<u>43,522,443</u>	<u>43,134,590</u>
DEFERRED INFLOWS OF RESOURCES		
Deferred Inflows - Pensions	<u>1,672,134</u>	<u>2,374,948</u>
NET POSITION		
Invested in capital assets, net of related debt	12,832,542	9,818,324
Restricted for:		
Expendable		
Debt service	1,255,304	1,443,439
Revenue bond	-	969,073
Student aid	353,208	860,693
Unrestricted	<u>(2,545,291)</u>	<u>(2,475,378)</u>
Total Net Position (Schedule D)	<u>\$ 11,222,235</u>	<u>\$ 10,616,151</u>

The accompanying notes are an integral part of the financial statements.

SOUTHWEST TEXAS JUNIOR COLLEGE FOUNDATION, INC.

**Comparative Statement of Financial Position
August 31, 2017**

	August 31, 2017	August 31, 2016
ASSETS		
<u>Current Assets</u>		
Cash and cash equivalents	\$ 256,202.97	\$ 320,597.90
Accounts receivable	1,011.04	-
Short-term Investments	418,442.48	455,656.27
Total current assets	675,656.49	776,254.17
<u>Noncurrent Assets</u>		
Long-term Investments	200,000.00	200,000.00
Total noncurrent assets	200,000.00	200,000.00
<u>Property and equipment, at cost</u>		
Land	2,498,646.23	2,498,646.23
Buildings	10,416,334.71	10,416,334.71
Improvements	822,140.09	822,140.09
Furniture and fixtures	19,387.00	19,387.00
	13,756,508.03	13,756,508.03
Less accumulated depreciation	4,772,092.82	4,475,578.96
Net property and equipment	8,984,415.21	9,280,929.07
TOTAL ASSETS	\$ 9,860,071.70	\$ 10,257,183.24
LIABILITIES AND NET ASSETS		
<u>Current liabilities</u>		
Contingent Liability	\$ 120,470.00	\$ 120,470.00
Deposit	25,000.00	25,000.00
Current portion of long-term debt	1,104,227.45	132,307.75
Total current liabilities	1,249,697.45	277,777.75
<u>Long-term liabilities</u>		
Long-term debt, less current maturities		
Notes payable	-	1,101,611.03
Total liabilities	1,249,697.45	1,379,388.78
Net assets - Permanently restricted	8,610,374.25	8,877,794.46
TOTAL LIABILITIES AND NET ASSETS	\$ 9,860,071.70	\$ 10,257,183.24

The accompanying notes are an integral part of the financial statements.

Southwest Texas Junior College
Statement of Revenues, Expenses, and Changes in Net Position
Years Ended August 31, 2017 and August 31, 2016

Operating Revenues	<u>FY2017</u>	<u>FY2016</u>
Tuition and fees (net of discounts of \$10,467,941; \$5,963,685)	\$ 6,361,957	\$ 9,300,779
Federal grants and contracts	1,880,555	1,760,511
State grants and contracts	1,249,089	933,925
Non-governmental grants and contracts	1,744	62,940
Sales and services of educational activities	24,333	35,851
Auxiliary enterprises (net of discounts of \$349,934; \$373,361)	899,221	853,216
General operating revenues	<u>2,170,209</u>	<u>2,269,990</u>
Total Operating Revenues (Schedule A)	<u>12,587,108</u>	<u>15,217,212</u>
Operating Expenses		
Instruction	14,140,392	13,887,730
Public service	1,078,951	955,087
Academic support	2,970,862	3,072,582
Student services	2,972,179	2,851,119
Institutional support	5,251,454	4,919,589
Operation and maintenance of plant	3,278,421	3,205,879
Scholarships and fellowships	4,044,557	3,979,349
Auxiliary enterprises	1,550,259	1,613,748
Depreciation	<u>1,284,903</u>	<u>1,107,660</u>
Total Operating Expenses (Schedule B)	<u>36,571,978</u>	<u>35,592,743</u>
Operating Loss	<u>(23,984,870)</u>	<u>(20,375,531)</u>
Non-Operating Revenues (Expenses)		
State Allocations	8,883,623	8,854,607
Maintenance ad-valorem taxes	5,175,847	4,143,045
Federal Revenue, Non Operating	12,104,014	8,042,837
Gifts	77,085	64,899
Investment income	43,897	39,898
Interest on capital related debt	(987,594)	(1,071,710)
Other non-operating revenues (expenses)	<u>(32,390)</u>	<u>(165,394)</u>
Net Non-Operating Revenues (Schedule C)	<u>25,264,482</u>	<u>19,908,182</u>
Increase (Decrease) in Net Position	1,279,612	(467,349)
Net Position		
Net Position - Beginning of Year	10,616,151	11,083,500
Net Position - End of Year	<u>\$ 11,895,763</u>	<u>\$ 10,616,151</u>

The accompanying notes are an integral part of the financial statements.

SOUTHWEST TEXAS JUNIOR COLLEGE FOUNDATION, INC.

**Comparative Statement of Activities
Years Ended August 31, 2017 and August 31, 2016**

	August 31, 2017 Permanently Restricted	August 31, 2016 Permanently Restricted
<u>Support and Revenues:</u>		
Support:		
Contributions	\$ 10,000.00	\$ -
Revenue:		
Rental income	190,800.00	190,800.00
Interest income	21,541.35	27,818.03
Realized Gain/(Loss) on Investments	1,148.64	467.99
Unrealized Gain/(Loss) on Investments	(13,069.74)	(2,987.17)
Total revenue	200,420.25	216,098.85
Total support and revenue	210,420.25	216,098.85
<u>Expenses:</u>		
Depreciation	296,513.86	297,851.51
Interest	52,420.67	56,295.11
Professional Fees	2,850.00	28,400.82
Scholarship	35,000.00	-
Miscellaneous	91,055.93	29,833.72
Total expenses	477,840.46	412,381.16
Change in net assets	(267,420.21)	(196,282.31)
Net assets, beginning of year	8,877,794.46	9,074,076.77
Net assets, end of year	\$ 8,610,374.25	\$ 8,877,794.46

The accompanying notes are an integral part of the financial statements.

SOUTHWEST TEXAS JUNIOR COLLEGE
Statement of Cash Flows
Years Ended August 31, 2017 and August 31, 2016

	<u>FY2017</u>	<u>FY2016</u>
CASH FLOWS FROM OPERATING ACTIVITIES		
Receipts from student and other customers	\$ 7,349,044	\$ 10,778,180
Receipts from grants and contracts	3,131,388	2,757,376
Other receipts	2,170,209	2,269,990
Payment to or on behalf of employees	(22,190,188)	(21,934,771)
Payment to suppliers for goods or services	(6,999,069)	(7,344,059)
Payment of scholarships	(4,044,557)	(3,979,349)
Net cash provided (used) by operating activities	<u>(20,583,173)</u>	<u>(17,452,633)</u>
CASH FLOWS FROM NONCAPITAL FINANCING ACTIVITIES		
State appropriations	6,983,201	6,972,780
Ad valorem tax revenue	5,203,808	4,062,629
Receipts from non operating federal revenue	12,104,014	8,042,837
Other non-operating revenue	111,220	(42,543)
Net cash provided (used) by non-capital financing	<u>24,402,243</u>	<u>19,035,703</u>
CASH FLOWS FROM CAPITAL AND RELATED FINANCING ACTIVITIES		
Proceeds from bond re-issue	-	146,656
Proceeds from capital lease	314,773	485,834
Proceeds from transportation and roof notes	-	650,000
Purchases of capital assets	(2,661,758)	(7,312,548)
Payments on capital debt and leases -- principal	(1,828,777)	(1,451,059)
Payments on capital debt and leases -- interest	(987,594)	(1,071,710)
Net cash provided (used) by capital and related financing activities	<u>(5,163,356)</u>	<u>(8,552,827)</u>
CASH FLOWS FROM INVESTING ACTIVITIES		
Proceeds from maturity of investments	5,540,000	26,640,000
Receipts from interest	43,897	39,898
Purchase of investments	(5,104,621)	(21,150,797)
Net cash provided (used) by investing activities	<u>479,276</u>	<u>5,529,101</u>
Increase (decrease) in cash and cash equivalents	(865,010)	(1,440,656)
Cash and cash equivalents - Beginning of Year	<u>5,663,733</u>	<u>7,104,389</u>
Cash and cash equivalents - End of Year	<u>\$ 4,798,723</u>	<u>\$ 5,663,733</u>
Reconciliation of operating income (loss) to net cash provided (used)		
by operating activities:		
Operating income (loss)	\$ (23,984,870)	\$ (20,375,531)
Adjustment to reconcile operating loss to net cash used		
by operating activities:		
Depreciation expense	1,284,903	1,107,660
Bad debt expense	(118,529)	(115,510)
Payments made directly by state for benefits	1,908,895	1,762,950
Changes in assets and liabilities		
Receivables, net	(395,163)	268,909
Inventories	16,709	(12,481)
Prepaid expenses	44,925	(468,993)
Accounts payable	102,019	(38,189)
Accrued liabilities	(19,287)	(16,383)
Deposits	14,116	13,848
Unearned revenue	563,109	421,087
Net cash provided (used) by operating activities	<u>\$ (20,583,173)</u>	<u>\$ (17,452,633)</u>

The accompanying notes are an integral part of the financial statements.

SOUTHWEST TEXAS JUNIOR COLLEGE FOUNDATION, INC.

**Comparative Statement of Cash Flows
Years Ended August 31, 2017 and August 31, 2016**

	August 31, 2017	August 31, 2016
<u>Cash flows from operating activities:</u>		
Change in net assets	\$ (267,420.21)	\$ (196,282.31)
Add (deduct) items not affecting cash:		
Receivables	(1,011.04)	-
Unrealized Loss on Investment	13,069.74	2,987.17
Depreciation	296,513.86	297,851.51
Net cash provided by operating activities	41,152.35	104,556.37
<u>Cash flow from investing activities:</u>		
Proceeds from maturity of short-term investments	24,144.05	101,675.76
Net cash used in investing activities	24,144.05	101,675.76
<u>Cash flow from financing activities:</u>		
Principal payments of long-term debt	(129,691.33)	(125,816.89)
Net cash provided by financing activities	(129,691.33)	(125,816.89)
Net increase in cash and cash equivalents	(64,394.93)	80,415.24
Cash and cash equivalents - beginning of year	320,597.90	240,182.66
Cash and cash equivalents - end of year	\$ 256,202.97	\$ 320,597.90

The accompanying notes are an integral part of the financial statements.

SOUTHWEST TEXAS JUNIOR COLLEGE
NOTES TO FINANCIAL STATEMENTS
AUGUST 31, 2017

1. Reporting Entity

Southwest Texas Junior College (SWTJC) was established in 1946, in accordance with the laws of the State of Texas, to serve the educational needs of the Tri-county District (Real, Zavala, and Uvalde Counties) and the surrounding communities. The College is governed by a seven member Board of Trustees elected from the three counties of which the district is comprised. Members are elected at large from each of the counties. The College is considered to be a special purpose, primary government according to the definition in Governmental Accounting Standards Board (GASB) Statement 14. While SWTJC receives funding from local, state, and federal sources, and must comply with the spending, reporting, and record keeping requirements of these entities, it is not a component unit of any other governmental entity.

2. Summary of Significant Accounting Policies

Pensions

The fiduciary net position of the Teacher Retirement System of Texas (TRS) has been determined using the flow of economic resources measurement focus and full accrual basis of accounting. This includes for purposes of measuring the net pension liability, deferred outflows of resources and deferred inflows of resources related to pensions, pension expense, and information about assets, liabilities and additions to/deductions from TRS's fiduciary net position. Benefit payments (including refunds of employee contributions) are recognized when due and payable in accordance with the benefit terms. Investments are reported at fair value.

Report Guidelines

The significant accounting policies followed by SWTJC in preparing these financial statements are in accordance with the *Texas Higher Education Coordinating Board's Annual Financial Reporting Requirements for Texas Public Community and Junior Colleges*. The College applies all applicable GASB pronouncements. The College is reported as a special-purpose government engaged in business-type activities.

Tuition Discounting

Texas Public Education Grants

Certain tuition amounts are required to be set aside for use as scholarships by qualifying students. This set aside, called the Texas Public Education Grant (TPEG), is shown with tuition and fee revenue amounts as a separate set aside amount (Texas Education Code §56.033). When the award for tuition is used by the student for tuition and fees, the amount is recorded as tuition discount. If the amount is disbursed directly to the student, the amount is recorded as a scholarship expense.

**SOUTHWEST TEXAS JUNIOR COLLEGE
NOTES TO FINANCIAL STATEMENTS
AUGUST 31, 2017**

2. Summary of Significant Accounting Policies (Continued)

Title IV, Higher Education Act Program Funds

Certain Title IV HEA Program funds are received by the college to pass through to the student. These funds are initially received by the college and recorded as revenue. When the award is used by the student for tuition and fees, the amount is recorded as tuition discount. If the amount is disbursed directly to the student, the amount is recorded as a scholarship expense.

Other Tuition Discounts

The College awards tuition and fee scholarships from institutional funds to students who qualify. When these amounts are used for tuition and fees, the amount is recorded as a tuition discount. If the amount is disbursed directly to the student, the amount is recorded as a scholarship expense.

Basis of Accounting

The financial statements of the College have been prepared on the accrual basis whereby all revenues are recorded when earned and all expenses are recorded when they have been reduced to a legal or contractual obligation to pay.

Budgetary Data

Each community college in Texas is required by law to prepare an annual operating budget of anticipated revenues and expenditures for the fiscal year beginning September 1. The College's Board of Trustees adopts the budget, which is prepared on the accrual basis of accounting. A copy of the approved budget and subsequent amendments must be filed with the Texas Higher Education Coordinating Board, Legislative Budget Board, Legislative Reference Library, and the Governor's Office of Budget and Planning by December 1.

Cash and cash equivalents

The College's cash and cash equivalents are considered to be cash on hand, demand deposits and short term investments with original maturities of three months or less from the date of acquisition.

Investments

In accordance with GASB Statement No. 31, *Accounting and Financial Reporting for Certain Investments and External Investment Pools*, investments are reported at fair value. Fair values are based on published market rates. Short-term investments have an original maturity greater than three months but less than one year at time of purchase. Long-term investments have an original maturity of greater than one year at the time of purchases.

**SOUTHWEST TEXAS JUNIOR COLLEGE
NOTES TO FINANCIAL STATEMENTS
AUGUST 31, 2017**

2. Summary of Significant Accounting Policies (Continued)

Inventories

Inventories consist of consumable office supplies, physical plant supplies, and food service supplies. Inventories are valued at the "first-in, first-out" method and are charged to expense as consumed.

Capital Assets

Capital assets are recorded at cost at the date of acquisition, or fair value at the date of donation. For equipment, the District's capitalization policy includes all items with a unit cost of \$5,000 or more and an estimated useful life in excess of one year. Renovations of \$100,000 to buildings, infrastructure and land improvements that significantly increase the value or extend the useful life of the structure are capitalized. The costs of normal maintenance and repairs that do not add to the value of the asset or materially extend assets' lives are charged to operating expenses in the year in which the expense is incurred.

Depreciation is computed using the straight-line method over the estimated useful lives of the assets, generally 50 years for buildings, 20 years for land improvements, 15 years for library books, 10 years for furniture, machinery, vehicles and other equipment and 5 years for telecommunications and peripheral equipment.

Unearned Revenues

Tuition and fees of \$6,854,087 and \$6,457,591 have been reported as unearned revenues at August 31, 2017 and August 31, 2016, respectively.

Estimates

The preparation of the financial statements in conformity with generally accepted accounting principles requires management to make estimates and assumptions that affect certain reported amounts and disclosures. Accordingly, actual results could differ from those estimates.

Operating and Non-Operating Revenue and Expense Policy

The College distinguishes operating revenues and expenses from non-operating items. The college reports as a BTA (Business-Type Activity) and as a single, proprietary fund. Operating revenues and expenses generally result from providing services in connection with the College's principal ongoing operations. The principal operating revenues are tuition and related fees. The major non-operating revenues are allocations from the state and property tax collections. Operating expenses include the cost of sales and services, administrative expenses, and depreciation on capital assets.

**SOUTHWEST TEXAS JUNIOR COLLEGE
NOTES TO FINANCIAL STATEMENTS
AUGUST 31, 2017**

3. Authorized Investments

The College is authorized to invest in obligations and instruments as defined in the Public Funds Investment Act (Sec. 2256.001 Texas Government Code). Such investments include (1) obligations of the United States or its agencies, (2) direct obligations of the State of Texas or its agencies, (3) obligations of political subdivisions rated not less than "A" by a national investment rating firm, (4) certificates of deposit, and (5) other instruments and obligations authorized by statute.

4. Deposits and Investments

District Policies and Legal and Contractual Provisions Governing Deposits

Custodial Credit Risk for Deposits State law requires governmental entities to contract with financial institutions in which funds will be deposited to secure those deposits with insurance or pledged securities with a fair value equaling or exceeding the amount on deposit at the end of each business day. The pledged securities must be in the name of the governmental entity and held by the entity or its agent. Since the District complies with this law, it has no custodial credit risk for deposits.

Foreign Currency Risk The District limits the risk that changes in exchange rates will adversely affect the fair value of an investment or a deposit by not participating in foreign currency transactions.

District Policies and Legal and Contractual Provisions Governing Investments

Compliance with the Public Funds Investment Act

The **Public Funds Investment Act** (Government Code Chapter 2256) contains specific provisions in the areas of investment practices, management reports, and establishment of appropriate policies. Among other things, it requires a governmental entity to adopt, implement, and publicize an investment policy. That policy must address the following areas: (1) safety of principal and liquidity; (2) portfolio diversification; (3) allowable investments; (4) acceptable risk levels; (5) expected rates of return; (6) maximum allowable stated maturity of portfolio investments; (7) maximum average dollar-weighted maturity allowed based on the stated maturity date for the portfolio; (8) investment staff quality and capabilities; and, (9) bid solicitation preferences for certificates of deposit.

Statutes authorize the entity to invest in (1) obligations of the U.S. Treasury, certain U.S. agencies, and the State of Texas; (2) certificates of deposit; (3) certain municipal securities; (4) money market savings accounts; (5) repurchase agreements; (6) bankers acceptances; (7) mutual funds; (8) investment pools; (9) guaranteed investment contracts; and, (10) common trust funds. The Act also requires the entity to have independent auditors perform test procedures related to investment practices as provided by the Act.

Southwest Texas Junior College is in compliance with the requirements of the Act and with local policies.

**SOUTHWEST TEXAS JUNIOR COLLEGE
NOTES TO FINANCIAL STATEMENTS
AUGUST 31, 2017**

4. Deposits and Investments (Continued)

Cash and Deposits

Cash and Deposits included on Exhibit 1, Statement of Net Position, consist of the items reported below:

August 31, 2017	<u>SWTJC</u>	<u>Foundation</u>
<u>Current Assets</u>		
Demand Deposits	\$ 4,027,297	\$ 256,203
Time Deposits	110,000	-
Petty Cash on Hand	<u>22,000</u>	<u>-</u>
Total Current Cash and Deposits	<u>4,159,297</u>	<u>256,203</u>
 <u>Noncurrent Assets</u>		
Demand Deposits - Restricted	13,938	-
Demand Deposits - Endowments	625,488	-
Time Deposits	<u>-</u>	<u>200,000</u>
Total Noncurrent Cash and Deposits	<u>639,426</u>	<u>200,000</u>
 Total Cash and Deposits	 <u>\$ 4,798,723</u>	 <u>\$ 456,203</u>
August 31, 2016	<u>SWTJC</u>	<u>Foundation</u>
<u>Current Assets</u>		
Demand Deposits	\$ 2,940,396	\$ 320,598
Time Deposits	1,110,000	-
Petty Cash on Hand	<u>24,000</u>	<u>-</u>
Total Current Cash and Deposits	<u>4,074,396</u>	<u>320,598</u>
 <u>Noncurrent Assets</u>		
Demand Deposits - Restricted	981,012	-
Demand Deposits - Endowments	608,325	-
Time Deposits	<u>-</u>	<u>200,000</u>
Total Noncurrent Cash and Deposits	<u>1,589,337</u>	<u>200,000</u>
 Total Cash and Deposits	 <u>\$ 5,663,733</u>	 <u>\$ 520,598</u>

SOUTHWEST TEXAS JUNIOR COLLEGE
NOTES TO FINANCIAL STATEMENTS
AUGUST 31, 2017

4. Deposits and Investments (Continued)

Additional polices and contractual provisions governing deposits and investments for Southwest Texas Junior College are specified below:

Credit Risk To limit the risk that an issuer or other counterparty to an investment will not fulfill its obligations the District limits investments to depository bank certificates of deposits and state sponsored investment pools.

Custodial Credit Risk for Investments To limit the risk that, in the event of the failure of the counterparty to a transaction, a government will not be able to recover the value of investment or collateral securities that are in possession of an outside party the District requires counterparties to register the securities in the name of the District and hand them over to the District or its designated agent. All of the securities are in the District's name and held by the District or its agent.

Concentration of Credit Risk To limit the risk of loss attributed to the magnitude of a government's investment in a single issuer, the District invests in both depository bank certificates of deposits and state sponsored investment pools.

Interest Rate Risk To limit the risk that changes in interest rates will adversely affect the fair value of investments, the District requires the investment portfolio to have the following maturities:

Current/Operating Funds: an average weighted maturity of 365 days or less

Endowment Funds: an average weighted maturity of three (3) years or less

Debt Service Funds: an average weighted maturity of 365 days or less

Debt Service Reserve Funds: an average weighted maturity of five (5) years or less

Foreign Currency Risk for Investments The District limits the risk that changes in exchange rates will adversely affect the fair value of an investment by not investing in foreign currencies.

**SOUTHWEST TEXAS JUNIOR COLLEGE
NOTES TO FINANCIAL STATEMENTS
AUGUST 31, 2017**

4. Deposits and Investments (Continued)

Reconciliation of Deposits and Investments to Exhibit 1

<u>Type of Security</u>	<u>August 31, 2017</u>	<u>August 31, 2016</u>
Real Estate Investment	\$ 13,655	\$ 13,655
Corporate Stocks	267,330	201,501
Other Investments	52,452	53,658
Total Cash and Deposits	4,798,722	4,553,733
Total Certificates of Deposits	4,290,000	5,900,000
	<u>\$ 9,422,159</u>	<u>\$ 10,722,547</u>
Cash and Cash Equivalents (Exhibit 1)	\$ 4,159,297	\$ 4,074,396
Restricted Cash and Cash Equivalents (Exhibit 1)	639,426	1,589,337
Endowment Investments (Exhibit 1)	2,725,736	2,721,514
Other Long-Term Investments (Exhibit 1)	1,897,700	2,337,300
	<u>\$ 9,422,159</u>	<u>\$ 10,722,547</u>

**SOUTHWEST TEXAS JUNIOR COLLEGE
NOTES TO FINANCIAL STATEMENTS
AUGUST 31, 2017**

5. Changes in Property and Equipment

Changes in property and equipment for SWTJC for the year ended August 31, 2017 were as follows:

	<u>Sept. 1, 2016</u>	<u>Increases</u>	<u>Decreases</u>	<u>Aug. 31, 2017</u>
<u>Not Depreciated</u>				
Land	\$ 813,442	\$ -	\$ -	\$ 813,442
Construction In Progress	<u>3,392,495</u>	<u>-</u>	<u>3,392,495</u>	<u>-</u>
Subtotal	<u>4,205,937</u>	<u>-</u>	<u>3,392,495</u>	<u>813,442</u>
<u>Other Capital Assets</u>				
Buildings	38,389,168	5,124,315	-	43,513,483
Land Improvements	2,554,227	23,872	-	2,578,099
Furniture & Fixtures	3,569,273	393,018	-	3,962,291
Library Books	1,205,055	35,940	-	1,240,995
Telecommunication and Peripheral Equipment	<u>5,515,559</u>	<u>477,108</u>	<u>-</u>	<u>5,992,667</u>
Subtotal	<u>51,233,282</u>	<u>6,054,253</u>	<u>-</u>	<u>57,287,535</u>
<u>Accumulated Depreciation</u>				
Buildings	7,549,208	693,163	-	8,242,371
Land Improvements	1,895,394	44,449	-	1,939,843
Furniture & Fixtures	2,613,947	183,470	-	2,797,417
Library Books	353,466	24,767	-	378,233
Telecommunication and Peripheral Equipment	<u>4,276,705</u>	<u>339,054</u>	<u>-</u>	<u>4,615,759</u>
Subtotal	<u>16,688,720</u>	<u>1,284,903</u>	<u>-</u>	<u>17,973,623</u>
Net Other Capital Assets	<u>34,544,562</u>	<u>4,769,350</u>	<u>-</u>	<u>39,313,912</u>
Net Capital Assets	<u>\$ 38,750,499</u>	<u>\$ 4,769,350</u>	<u>\$ 3,392,495</u>	<u>\$ 40,127,354</u>

Reconciliation of Capital Assets to Statement of Net Position

SWTJC - Capital Assets (Exhibit 1)	\$ 40,127,354
Total	<u>\$ 40,127,354</u>

**SOUTHWEST TEXAS JUNIOR COLLEGE
NOTES TO FINANCIAL STATEMENTS
AUGUST 31, 2017**

5. Changes in Property and Equipment (Continued)

Changes in property and equipment for SWTJC for the year ended August 31, 2016 were as follows:

	<u>Sept. 1, 2015</u>	<u>Increases</u>	<u>Decreases</u>	<u>Aug. 31, 2016</u>
<u>Not Depreciated</u>				
Land	\$ 813,442	\$ -	\$ -	\$ 813,442
Construction In Progress	<u>6,307,447</u>	<u>5,615,411</u>	<u>8,530,363</u>	<u>3,392,495</u>
Subtotal	<u>7,120,889</u>	<u>5,615,411</u>	<u>8,530,363</u>	<u>4,205,937</u>
<u>Other Capital Assets</u>				
Buildings	29,485,453	8,903,715	-	38,389,168
Land Improvements	2,554,227	-	-	2,554,227
Furniture & Fixtures	3,443,982	208,399	83,108	3,569,273
Library Books	1,191,359	13,696	-	1,205,055
Telecommunication and Peripheral Equipment	<u>4,413,869</u>	<u>1,101,690</u>	<u>-</u>	<u>5,515,559</u>
Subtotal	<u>41,088,890</u>	<u>10,227,500</u>	<u>83,108</u>	<u>51,233,282</u>
<u>Accumulated Depreciation</u>				
Buildings	7,000,951	548,257	-	7,549,208
Land Improvements	1,851,034	44,360	-	1,895,394
Furniture & Fixtures	2,514,062	182,993	83,108	2,613,947
Library Books	328,188	25,278	-	353,466
Telecommunication and Peripheral Equipment	<u>3,969,933</u>	<u>306,772</u>	<u>-</u>	<u>4,276,705</u>
Subtotal	<u>15,664,168</u>	<u>1,107,660</u>	<u>83,108</u>	<u>16,688,720</u>
Net Other Capital Assets	<u>25,424,722</u>	<u>9,119,840</u>	<u>-</u>	<u>34,544,562</u>
Net Capital Assets	<u>\$ 32,545,611</u>	<u>\$ 14,735,251</u>	<u>\$ 8,530,363</u>	<u>\$ 38,750,499</u>
 Reconciliation of Capital Assets to Statement of Net Position				
SWTJC - Capital Assets (Exhibit 1)				<u>\$ 38,750,499</u>
Total				<u>\$ 38,750,499</u>

**SOUTHWEST TEXAS JUNIOR COLLEGE
NOTES TO FINANCIAL STATEMENTS
AUGUST 31, 2017**

5. Changes in Property and Equipment (Continued)

Changes in property and equipment for the Foundation for the years ended August 31, 2017 and August 31, 2016 were as follows:

	<u>Sept. 1, 2016</u>	<u>Additions</u>	<u>Deletions</u>	<u>Aug. 31, 2017</u>
Land	\$ 2,498,646	\$ -	\$ -	\$ 2,498,646
Buildings	10,416,334	-	-	10,416,334
Improvements	822,140	-	-	822,140
Furniture & Fixtures	19,387	-	-	19,387
Construction in Progress	<u>-</u>	<u>-</u>	<u>-</u>	<u>-</u>
	<u>13,756,507</u>	<u>-</u>	<u>-</u>	<u>13,756,507</u>
Accumulated Depreciation	<u>4,475,578</u>	<u>\$ 296,514</u>	<u>\$ -</u>	<u>4,772,092</u>
Net Property & Equipment	<u>\$ 9,578,781</u>			<u>\$ 8,984,415</u>
Reconciliation to Statement of Financial Position Total				<u>\$ 8,984,415</u> <u>\$ 8,984,415</u>
	<u>Sept. 1, 2015</u>	<u>Additions</u>	<u>Deletions</u>	<u>Aug. 31, 2016</u>
Land	\$ 2,498,646	\$ -	\$ -	\$ 2,498,646
Buildings	10,416,334	-	-	10,416,334
Improvements	822,140	-	-	822,140
Furniture & Fixtures	19,387	-	-	19,387
Construction in Progress	<u>-</u>	<u>-</u>	<u>-</u>	<u>-</u>
	<u>13,756,507</u>	<u>-</u>	<u>-</u>	<u>13,756,507</u>
Accumulated Depreciation	<u>4,177,726</u>	<u>\$ 297,852</u>	<u>\$ -</u>	<u>4,475,578</u>
Net Property & Equipment	<u>\$ 9,578,781</u>			<u>\$ 9,280,929</u>
Reconciliation to Statement of Financial Position Total				<u>\$ 9,280,929</u> <u>\$ 9,280,929</u>

**SOUTHWEST TEXAS JUNIOR COLLEGE
NOTES TO FINANCIAL STATEMENTS
AUGUST 31, 2017**

6. Long-Term Liabilities

Long-term liability activity for the year ended August 31, 2017 was as follows:

	September 1, 2016	Additions	Reductions	August 31, 2017	Current Portion
SWTJC					
Revenue Bonds	\$ 25,805,000	\$ -	\$ 1,160,000	\$ 24,645,000	\$ 1,165,000
Premium on Bonds	326,188	-	19,904	306,284	19,904
Maintenance Tax Notes	1,885,000	-	215,000	1,670,000	220,000
Capital Leases Payable	433,638	314,773	191,414	556,997	146,046
Net Pension Liability	6,151,906	568,371	-	6,720,277	-
Total Long-Term Liabilities	\$ 34,601,732	\$ 883,144	\$ 1,586,318	\$ 33,898,558	\$ 1,550,950
SWTJC Foundation					
Notes Payable	\$ 1,233,919	\$ -	\$ 129,692	\$ 1,104,227	\$ 1,104,227
Total Long-Term Liabilities	\$ 1,233,919	\$ -	\$ 129,692	\$ 1,104,227	\$ 1,104,227

Long-term liability activity for the year ended August 31, 2016 was as follows:

	September 1, 2015	Additions	Reductions	August 31, 2016	Current Portion
SWTJC					
Revenue Bonds	\$ 27,000,000	\$ 2,540,000	\$ 3,735,000	\$ 25,805,000	\$ 1,160,000
Premium on Bonds	73,394	256,657	3,863	326,188	19,904
Maintenance Tax Notes	2,095,000	-	210,000	1,885,000	215,000
Capital Leases Payable	-	485,834	52,196	433,638	91,414
Net Pension Liability	5,434,244	717,662	-	6,151,906	-
Total Long-Term Liabilities	\$ 34,602,638	\$ 4,000,153	\$ 4,001,059	\$ 34,601,732	\$ 1,486,318
SWTJC Foundation					
Notes Payable	\$ 1,359,736	\$ -	\$ 125,817	\$ 1,233,919	\$ 132,308
Total Long-Term Liabilities	\$ 1,359,736	\$ -	\$ 125,817	\$ 1,233,919	\$ 132,308

**SOUTHWEST TEXAS JUNIOR COLLEGE
NOTES TO FINANCIAL STATEMENTS
AUGUST 31, 2017**

7. Debt and Lease Obligations

Debt service requirements at August 31, 2017 for SWTJC were as follows:

For the Year Ended August 31,	Revenue Bonds and Maintenance Tax Note		
	Principal	Interest	Total
FY 2018	\$ 1,385,000	\$ 959,597	\$ 2,344,597
FY 2019	1,440,000	914,355	2,354,355
FY 2020	1,495,000	855,246	2,350,246
FY 2021	1,545,000	812,995	2,357,995
FY 2022	1,585,000	758,942	2,343,942
FY 2023-2027	8,030,000	2,940,268	10,970,268
FY 2028-2032	8,560,000	1,379,117	9,939,117
FY 2033-2037	2,275,000	88,277	2,363,277
	<u>\$ 26,315,000</u>	<u>\$ 8,708,797</u>	<u>\$ 35,023,797</u>

Obligations through notes payable for the Foundation at August 31, 2017 were as follows:

Bank Note, original balance \$1,709,530 secured by first lien on 18.098 acres of land including any improvements and second lien on 15 acres of real estate and buildings, adjustable rate, currently 4.25% interest, 59 principal and interest payments of \$15,176 due monthly and one final principal and interest balloon payment due September 29, 2017. \$ 1,104,227

Total Notes Payable 1,104,227

Less current portion 1,104,227

Long-Term portion \$ -

The following is a summary of debt service requirements:

2018 \$ 1,108,738

Total minimum debt payments 1,108,738

Less amounts representing interest 4,511

Present value of minimum note payments \$ 1,104,227

**SOUTHWEST TEXAS JUNIOR COLLEGE
NOTES TO FINANCIAL STATEMENTS
AUGUST 31, 2017**

8. Bonds Payable

General information related to bonds payable is summarized below:

- Southwest Texas Junior College District Combined Fee Revenue Bonds, Series 2006A
- Proceeds used to construct a new facility for lessee, Sul Ross State University Rio Grande College
- Issued May 15, 2006
- Amount of issue, \$5,500,000
- Debt to be serviced through pledged lease revenue and tuition and fees
- Outstanding balance, \$4,120,000

This is a private placement issue with annual installments varying from \$205,333 to \$369,160 at a 4.48% interest rate, with the final installment due April 1, 2033.

- Southwest Texas Junior College District Combined Fee Revenue Bonds, Series 2012
- Proceeds used to construct new classrooms and administrative offices on the Del Rio campus
- Issued October 18, 2012
- Amount of issue, \$7,500,000
- Debt to be serviced through pledged lease revenue and tuition and fees
- Outstanding balance, \$6,505,000

This is a private placement issue with annual installments varying from \$108,327 to \$522,024 at a 3.19% interest rate, with the final installment due April 1, 2033.

- Southwest Texas Junior College District Combined Fee Revenue Bonds, Series 2014
- Proceeds used to construct a library and classrooms on the Eagle Pass campus, a library at the Crystal City facility, and update facilities on the Uvalde campus
- Issued March 20, 2014
- Amount of issue, \$10,000,000
- Debt to be serviced through pledged lease revenue and tuition and fees
- Outstanding balance, \$8,950,000

This is a public placement issue with annual installments varying from \$737,906 to \$742,663 at interest rates varying from 2% to 4.5%, with the final installment due October 1, 2033.

**SOUTHWEST TEXAS JUNIOR COLLEGE
NOTES TO FINANCIAL STATEMENTS
AUGUST 31, 2017**

8. Bonds Payable (Continued)

- Southwest Texas Junior College District Combined Fee Revenue Bonds, Series 2014A
- Proceeds used to purchase and renovate property in Eagle Pass to be used for classrooms and labs for a technical campus
- Issued October 15, 2014
- Amount of issue, \$3,000,000
- Debt to be serviced through pledged lease revenue and tuition and fees
- Outstanding balance, \$2,685,000

This is a private placement issue with annual installments varying from \$38,180 to \$269,219 at a 3.32% interest rate, with the final installment due October 1, 2029.

- Combined Fee Revenue Refunding Bonds, Series 2016
- Original proceeds used to construct a new student services building and remodel existing office areas
- Issued refunding bonds on August 11, 2016
- Amount of issue, \$2,540,000
- Debt to be serviced through pledged lease revenue and tuition and fees
- Outstanding balance, \$2,385,000

This is a public placement issue with annual installments varying from \$208,000 to \$215,600 at interest rates varying from 2% to 4%, with the final installment due April 1, 2032.

9. Maintenance Tax Notes

General information related to notes payable is summarized below:

- Southwest Texas Junior College Maintenance Tax Notes, Series 2012
- Proceeds used to complete Energy Performance contract and deferred maintenance
- Issued July 26, 2012
- Amount of issue, \$2,500,000
- Debt to be serviced through ad valorem revenue, tuition and fees, and energy savings
- Outstanding balance, \$1,670,000

This is a private placement issue with annual installments varying from \$60,580 to \$261,469 at a 2.39% interest rate, with the final installment due February 1, 2024.

**SOUTHWEST TEXAS JUNIOR COLLEGE
NOTES TO FINANCIAL STATEMENTS
AUGUST 31, 2017**

10. Short-Term Debt

The college had short-term debt in the fiscal years ended August 31, 2017 and August 31, 2016. It was used to finance the expansion of the college's Crystal City campus and the purchase of fleet vehicles. The notes are secured by CDs at an annual interest rate equal to 1% over the collateralized CD rate.

	Balance September 1, 2016	Additions	Reductions	Balance August 31, 2017
Crystal City Campus	\$ 265,987	\$ -	\$ 100,000	\$ 165,987
Roofs	500,000	-	92,459	407,541
Fleet Vehicles	150,000	-	50,000	100,000
	<u>915,987</u>	<u>-</u>	<u>242,459</u>	<u>673,528</u>
Total	\$ 915,987	\$ -	\$ 242,459	\$ 673,528

	Balance September 1, 2015	Additions	Reductions	Balance August 31, 2016
Crystal City Campus	\$ 365,987	\$ -	\$ 100,000	\$ 265,987
Roofs	-	500,000	-	500,000
Fleet Vehicles	-	150,000	-	150,000
	<u>365,987</u>	<u>650,000</u>	<u>100,000</u>	<u>915,987</u>
Total	\$ 365,987	\$ 650,000	\$ 100,000	\$ 915,987

The entire balance is reported as current. The college will service this debt on a 12 year schedule, or until the rate of interest based on the pledged CDs is unfavorable. At that time, the balance will be financed using the most advantageous method.

**SOUTHWEST TEXAS JUNIOR COLLEGE
NOTES TO FINANCIAL STATEMENTS
AUGUST 31, 2017**

11. Employees' Retirement Plan

The State of Texas has joint contributory retirement plans for almost all of its employees. One of the primary plans in which the College participates is administered by the Teacher Retirement System of Texas.

Teacher Retirement System of Texas

Plan Description. The Southwest Texas Junior College participates in a cost-sharing multiple-employer defined benefit pension that has a special funding situation. The plan is administered by the Teacher Retirement System of Texas (TRS). TRS's defined benefit pension plan is established and administered in accordance with the Texas Constitution, Article XVI, Section 67 and Texas Government Code, Title 8, Subtitle C. The pension trust fund is a qualified pension trust under Section 401(a) of the Internal Revenue Code. The Texas Legislature establishes benefits and contribution rates within the guidelines of the Texas Constitution. The pension's Board of Trustees does not have the authority to establish or amend benefit terms.

All employees of public, state-supported educational institutions in Texas who are employed for one-half or more of the standard work load and who are not exempted from membership under Texas Government Code, Title 8, Section 822.002 are covered by the system.

Pension Plan Fiduciary Net Position. Detailed information about the Teacher Retirement System's fiduciary net position is available in a separately-issued Comprehensive Annual Financial Report that includes financial statements and required supplementary information. That report may be obtained on the Internet at http://www.trs.texas.gov/TRS%20Documents/cafr_2016.pdf; by writing to TRS at 1000 Red River Street, Austin, TX, 78701-2698; or by calling (512) 542-6592.

Benefits Provided. TRS provides service and disability retirement, as well as death and survivor benefits, to eligible employees (and their beneficiaries) of public and higher education in Texas. The pension formula is calculated using 2.3 percent (multiplier) times the average of the five highest annual creditable salaries times years of credited service to arrive at the annual standard annuity except for members who are grandfathered, the three highest annual salaries are used. The normal service retirement is at age 65 with 5 years of credited service or when the sum of the member's age and years of credited service equals 80 or more years. Early retirement is at age 55 with 5 years of service credit or earlier than 55 with 30 years of service credit. There are additional provisions for early retirement if the sum of the member's age and years of service credit total at least 80, but the member is less than age 60 or 62 depending on date of employment, or if the member was grandfathered in under a previous rule. There are no automatic post-employment benefit changes; including automatic cost of living adjustments (COLA).

**SOUTHWEST TEXAS JUNIOR COLLEGE
NOTES TO FINANCIAL STATEMENTS
AUGUST 31, 2017**

11. Employees' Retirement Plan (Continued)

Ad hoc post-employment benefit changes, including ad hoc COLAs can be granted by the Texas Legislature as noted in the Plan description above.

Contributions. Contribution requirements are established or amended pursuant to Article 16, section 67 of the Texas Constitution which requires the Texas legislature to establish a member contribution rate of not less than 6% of the member's annual compensation and a state contribution rate of not less than 6% and not more than 10% of the aggregate annual compensation paid to members of the system during the fiscal year. Texas Government Code section 821.006 prohibits benefit improvements, if as a result of the particular action, the time required to amortize TRS's unfunded actuarial liabilities would be increased to a period that exceeds 31 years, or, if the amortization period already exceeds 31 years, the period would be increased by such action.

Employee contribution rates are set in state statute, Texas Government Code 825.402. Senate Bill 1458 of the 83rd Texas Legislature amended Texas Government Code 825.402 for member contributions and established employee contribution rates for fiscal years 2014 thru 2017. The 84th Texas Legislature, General Appropriations Act (GAA) established the employer contribution rates for fiscal years 2016 and 2017. Contribution Rates can be found in the TRS 2016 CAFR, Note 12, on page 82.

Contribution Rates

	<u>2017</u>	<u>2016</u>
Member	7.7%	7.2%
Non-Employer Contributing Entity (State)	6.8%	6.8%
Employers	6.8%	6.8%
SWTJC 2016 Employer Contributions		\$565,040
SWTJC 2016 Member Contributions		\$973,402
SWTJC 2016 NECE On-behalf Contributions		\$360,057

Contributors to the plan include members, employers and the State of Texas as the only non-employer contributing entity. The State is the employer for senior colleges, medical schools and state agencies including TRS. In each respective role, the State contributes to the plan in accordance with state statues and the General Appropriations Act. (GAA).

As the non-employer contributing entity for public education and junior colleges, the State of Texas contributes to the retirement system an amount equal to the current employer contribution rate times the aggregate annual compensation of all participating members of the pension trust fund during that fiscal year reduced by the amounts described below which are paid by the employers.

**SOUTHWEST TEXAS JUNIOR COLLEGE
NOTES TO FINANCIAL STATEMENTS
AUGUST 31, 2017**

11. Employees' Retirement Plan (Continued)

Employers (public school, junior college, other entities or the State of Texas as the employer for senior universities and medical schools) are required to pay the employer contribution rate in the following instances:

- On the portion of the member's salary that exceeds the statutory minimum for members entitled to the statutory minimum under Section 21.402 of the Texas Education Code.
- During a new member's first 90 days of employment.
- When any part or all of an employee's salary is paid by federal funding sources, a privately sponsored source, from non-educational and general, or local funds.
- When the employing district is a public junior college or junior college district, the employer shall contribute to the retirement system an amount equal to 50% of the state contribution rate for certain instructional or administrative employees; and 100% of the state contribution rate for all other employees.
- In addition to the employer contributions listed above, when employing a retiree of the Teacher Retirement System the employer shall pay both the member contribution and the state contribution as an employment after retirement surcharge.

Actuarial Assumptions. The total pension liability in the August 31, 2016 actuarial valuation was determined using the following actuarial assumptions:

Valuation Date	August 31, 2016
Actuarial Cost Method	Individual Entry Age Normal
Asset Valuation Method	Market Value
Single Discount Rate	8.00%
Long-term Expected Investment Rate of Return*	8.00%
Last year ending August 31 in the 2016 to 2115	
Projection period (100 years)	2115
Inflation	2.5%
Salary Increases including inflation	3.5% to 9.5%
Payroll Growth Rate	2.5%
Benefit changes during the year	None
Ad hoc post-employment benefit changes	None

** Includes inflation rate of 2.5%*

SOUTHWEST TEXAS JUNIOR COLLEGE
NOTES TO FINANCIAL STATEMENTS
AUGUST 31, 2017

11. Employees' Retirement Plan (Continued)

Actuarial methods and assumptions were updated based on a study of actual experience for the four year period ending August 31, 2014, and adopted on September 24, 2015, by the TRS Board of Trustees, who have sole authority to determine the actuarial assumptions used for the plan. There were no changes to the actuarial assumptions or other inputs that affected the measurement to the total pension liability since the prior measurement period.

There were no changes of benefit terms that affected measurement of the total pension liability during the measurement period.

Discount Rate. The discount rate used to measure the total pension liability was 8.0%. There was no change in the discount rate since the previous year. The projection of cash flows used to determine the discount rate assumed that contributions from plan members and those of the contributing employers and the non-employer contributing entity are made at the statutorily required rates. Based on those assumptions, the pension plan's fiduciary net position was projected to be available to make all future benefit payments of current plan members. Therefore, the long-term expected rate of return on pension plan investments was applied to all periods of projected benefit payments to determine the total pension liability. The long-term rate of return on pension plan investments is 8%. The long-term expected rate of return on pension plan investments was determined using a building-block method in which best-estimates ranges of expected future real rates of return (expected returns, net of pension plan investment expense and inflation) are developed for each major asset class. These ranges are combined to produce the long-term expected rate of return by weighting the expected future real rates of return by the target asset allocation percentage and by adding expected inflation. Best estimates of geometric real rates of return for each major asset class included in the Systems target asset allocation as of August 31, 2016 are summarized below:

**SOUTHWEST TEXAS JUNIOR COLLEGE
NOTES TO FINANCIAL STATEMENTS
AUGUST 31, 2017**

11. Employees' Retirement Plan (Continued)

Asset Class	Target Allocation	Long-Term Expected Geometric Real Rate of Return	Expected Contribution to Long-Term Portfolio Returns*
Global Equity			
U.S.	18.0%	4.6%	1.0%
Non-U.S. Developed	13.0%	5.1%	0.8%
Emerging Markets	9.0%	5.9%	0.7%
Directional Hedge Funds	4.0%	3.2%	0.1%
Private Equity	13.0%	7.0%	1.1%
Stable Value			
U.S. Treasuries	11.0%	0.7%	0.1%
Absolute Return	0.0%	1.8%	0.0%
Stable Value Hedge Funds	4.0%	3.0%	0.1%
Cash	1.0%	-0.2%	0.0%
Real Return			
Global Inflation Linked Bonds	3.0%	0.9%	0.0%
Real Asset	16.0%	5.1%	1.1%
Energy and Natural Resources	3.0%	6.6%	0.2%
Commodities	0.0%	1.2%	0.0%
Risk Parity			
Risk Parity	5.0%	6.7%	0.3%
Inflation Expectations			2.2%
Alpha			1.0%
Total	<u>100.0%</u>		<u>8.7%</u>

* *The Expected Contribution to Returns incorporates the volatility drag resulting from the conversion between Arithmetic and Geometric mean returns.*

Source: Teacher Retirement System of Texas 2016 Comprehensive Annual Financial Report

**SOUTHWEST TEXAS JUNIOR COLLEGE
NOTES TO FINANCIAL STATEMENTS
AUGUST 31, 2017**

11. Employees' Retirement Plan (Continued)

Discount Rate Sensitivity Analysis. The following schedule shows the impact of the Net Pension Liability if the discount rate used was 1% less than and 1% greater than the discount rate that was used (8%) in measuring the 2016 Net Pension Liability.

	1% Decrease in Discount Rate (7.0%)	Discount Rate (8.0%)	1% Increase in Discount Rate (9.0%)
SWJTC's proportionate share of the net position liability:	\$ 10,400,725	\$ 6,720,277	\$ 3,598,513

Pension Liabilities, Pension Expense, and Deferred Outflows of Resources and Deferred Inflows of Resources Related to Pensions. At August 31, 2017, the College reported a liability of \$6,720,277 for its proportionate share of the TRS's net pension liability. This liability reflects a reduction for State pension support provided to the College. The amount recognized by the College as its proportionate share of the net pension liability, the related State support, and the total portion of the net pension liability that was associated with the College were as follows:

SWTJC's proportionate share of the collective net pension liability	\$ 6,151,906
State's proportionate share that is associated with SWTJC	4,273,823
Total	<u>\$ 10,425,729</u>

The net pension liability was measured as of August 31, 2016 and the total pension liability used to calculate the net pension liability was determined by an actuarial valuation as of that date. The College's proportion of the net pension liability was based on the College's contributions to the pension plan relative to the contributions of all employers to the plan for the period September 1, 2015 thru August 31, 2016.

At the measurement date of August 31, 2016, the employer's proportion of the collective net pension liability was 0.0177839%, which was an increase (decrease) of 0.0003804149% from its proportion measured as of August 31, 2015.

For the year ended August 31, 2017, the College recognized pension expense of \$443,521 and revenue of \$443,521 for support provided by the State. Refer to the August 31, 2017 Schedule of On-Behalf Contributions for this information posted on the TRS website under GASB Statements 67 & 68.

**SOUTHWEST TEXAS JUNIOR COLLEGE
NOTES TO FINANCIAL STATEMENTS
AUGUST 31, 2017**

11. Employees' Retirement Plan (Continued)

At August 31, 2017, the College reported its proportionate share of the TRS's deferred outflows of resources and deferred inflows of resources related to pensions from the following sources:

	Deferred Outflows of Resources	Deferred Inflows of Resources
Differences between expected and actual economic experience	\$ 105,373	\$ 200,664
Changes in actuarial assumptions	204,822	186,277
Difference between projected and actual investment earnings	1,295,007	725,947
Changes in proportion and difference between the employer's contributions and the proportionate share of contributions	3,988	559,246
Contributions paid to TRS subsequent to the measurement date of August 31, 2015	625,152	-
Total	\$ 2,234,342	\$ 1,672,134

The net amounts of the employer's balances of deferred outflows and (inflows) of resources related to pensions will be recognized in pension expense as follows:

Year ended August 31,	Pension Expense
2018	(\$60,644)
2019	(\$60,644)
2020	\$302,329
2021	(\$88,525)
2022	(\$163,572)
2023	\$8,112

Optional Retirement Plan

Plan Description. The state has also established an optional retirement program for institutions of higher education. Participation in the Optional Retirement Program is in lieu of participation in the Teacher Retirement System. The optional retirement program provides for the purchase of annuity contracts and operates under the provisions of the Texas Constitution, Article XVI, Sec. 67, and Texas Government Code, Title 8, Subtitle C.

Funding Policy. Contribution requirements are not actuarially determined but are established and amended by the Texas state legislature. The percentages of participant salaries currently contributed by the state and each participant are 6.6% and 6.65%, respectively. The College contributes 7.31% for employees who were participating in the optional retirement program prior to September 1, 1995. Benefits fully vest after one year plus one day of employment. Because these are individual annuity contracts, the state has no additional or unfunded liability for this program.

**SOUTHWEST TEXAS JUNIOR COLLEGE
NOTES TO FINANCIAL STATEMENTS
AUGUST 31, 2017**

11. Employees' Retirement Plan (Continued)

The retirement expense to the State for the College was \$524,106 and \$597,411 for the fiscal years ended August 31, 2017 and 2016, respectively.

This amount represents the portion of expended appropriations made by the State Legislature on behalf of the College.

The total payroll for all College employees was \$18,440,625 and \$18,488,932 for fiscal years 2017 and 2016, respectively. The total payroll of employees covered by the Teacher Retirement System was \$13,930,638 and \$13,519,470, and the total payroll of employees covered by the Optional Retirement Program was \$2,642,162 and \$2,569,480 for fiscal years 2017 and 2016, respectively.

12. Deferred Compensation Program

College employees may elect to defer a portion of their earnings for income tax and investment purposes pursuant to authority granted in Government Code 609.001. The plan is essentially an unfunded promise to pay by the employer to each of the plan participants.

13. Compensated Absences

The College's policy is that an employee may accumulate vacation leave, at year end, up to a maximum of 40 hours. Accumulated vacation leave shall be forfeited unless used by November 30. Any unused vacation leave in excess of this maximum roll-over shall be forfeited on August 31. Sick leave, which can be accumulated to a maximum of 90 days, is earned at the rate of six hours per month. The maximum sick leave that may be paid to a retired employee after 20 years or more of service or an employee's estate is limited to one month's pay for 30 days or more of unused sick leave. The College's policy is to recognize the cost of sick leave when paid. The liability is not shown in the financial statements because experience indicates the expenditure for sick leave to be minimal.

**SOUTHWEST TEXAS JUNIOR COLLEGE
NOTES TO FINANCIAL STATEMENTS
AUGUST 31, 2017**

14. Disaggregation of Receivables and Payables Balances

Receivables

Receivables at August 31, 2017 were as follows:

Student Receivables	\$ 4,361,007
Federal Receivables	230,852
Accounts Receivables	525,468
Other Receivables	-
Subtotal	<u>5,117,327</u>
Allowance for Doubtful Accounts	<u>1,412,762</u>
Total Receivables (Exhibit 1)	<u>\$ 3,704,565</u>

Receivables at August 31, 2016 were as follows:

Student Receivables	\$ 3,944,944
Federal Receivables	80,715
Accounts Receivables	458,708
Other Receivables	-
Subtotal	<u>4,484,367</u>
Allowance for Doubtful Accounts	<u>1,293,494</u>
Total Receivables (Exhibit 1)	<u>\$ 3,190,873</u>

Payables

Payables at August 31, 2017 and August 31, 2016 were as follows:

	August 31, 2017	August 31, 2016
Vendor Payables (Exhibit 1)	\$ <u>1,160,604</u>	\$ <u>1,058,585</u>
Accrued Interest Payable	\$ 331,431	\$ 323,229
Accrued Workers Compensation	30,769	27,662
Other	<u>(25,425)</u>	<u>5,171</u>
Accrued Liabilities (Exhibit 1)	<u>\$ 336,775</u>	<u>\$ 356,062</u>

**SOUTHWEST TEXAS JUNIOR COLLEGE
NOTES TO FINANCIAL STATEMENTS
AUGUST 31, 2017**

15. Operating Lease Commitments and Rental Agreement

Obligations under operating leases to the Foundation at August 31, 2017 were as follows:

Agreement Year	Property	Annual Due	Term
2014	Eagle Pass Campus	\$ 190,800	60 Years

These leases do not meet the criteria of a capital lease and are recorded as operating leases.

Included in the Foundation's revenue and the college's operating expenses are the following amounts of rent under operating leases:

	Year Ended August 31, 2017	Year Ended August 31, 2016
<u>Operating Expenses</u>		
Rental Expense - SWTJC	\$ 190,800	\$ 190,800
Foundation Rental Income	\$ 190,800	\$ 190,800

The following is a schedule by years of future minimum rental payments from the College to the Foundation required under these operating leases which have an initial term in excess of one year as of August 31, 2017.

	<u>Minimum Future Rental Payments</u>
2018	\$ 190,800
2019	190,800
2020	190,800
2021	190,800
Thereafter	190,800
Required Total Minimum Payment	<u>\$ 954,000</u>

**SOUTHWEST TEXAS JUNIOR COLLEGE
NOTES TO FINANCIAL STATEMENTS
AUGUST 31, 2017**

16. Contract and Grant Awards

Contract and grant awards are accounted for in accordance with the requirements of the AICPA Industry Audit Guide, *Audits of Colleges and Universities*. Revenues are recognized on Exhibit 2 and Schedule A. For federal contracts and awards, funds expended, but not collected, are reported as Federal Receivables on Exhibit 1. Non-federal contract and grant awards for which funds are expended, but not collected, are reported as Accounts Receivable on Exhibit 1. Contract and grant awards that are not yet funded and for which the institution has not yet performed services are not included in the financial statements.

17. Self-Insured Plans

The College has various self-insured arrangements for coverage in the areas of workers' compensation and unemployment compensation. The plans are on a pay-as-you-go basis, in which no assets are set aside. Accrued liabilities are generally based on actuarial valuation and represent the present value of unpaid expected claims. Estimated future payments for incurred claims are charged to current funds expenditures.

18. Post-Retirement Health Care and Life Insurance Benefits

In addition to providing pension benefits, the state provides certain health care and life insurance benefits for retired employees. Almost all of the employees may become eligible for those benefits if they reach normal retirement age while working for the state. Those and similar benefits for active employees are provided through an insurance company whose premiums are based on benefits paid during the previous year. The state recognizes the cost of providing these benefits by expending the annual insurance premiums. The state's contribution per full-time employee for the years ended August 31, 2017 and August 31, 2016 was approximately \$617 and \$577 per month, respectively, and totaled \$1,376,316 and \$1,284,416 for each year, respectively. The cost of providing those benefits for retirees is not separable from the cost of providing benefits for the active employees.

19. Property Tax

The College's Ad Valorem property tax is levied each October 1 on the assessed value listed as of the prior January 1 for all real and business personal property located in the College District.

	<u>August 31, 2017</u>	<u>August 31, 2016</u>
Assessed Valuation	\$ 3,524,886,112	\$ 3,364,750,879
Less: Exemptions	<u>427,942,115</u>	<u>217,890,863</u>
Net Assessed Valuation	<u>\$ 3,096,943,997</u>	<u>\$ 3,146,860,016</u>

**SOUTHWEST TEXAS JUNIOR COLLEGE
NOTES TO FINANCIAL STATEMENTS
AUGUST 31, 2017**

19. Property Tax (Continued)

Authorized tax rates for the College for years 2017 and 2016 were as follows:

August 31, 2017	Current Operations	Debt Service	Total
Maximum tax rates per \$100 valuation	\$ 0.50	\$ 0.50	\$ 1.00
Adopted tax rate per \$100 valuation	\$ 0.16	\$ -	\$ 0.16

August 31, 2016	Current Operations	Debt Service	Total
Maximum tax rates per \$100 valuation	\$ 0.50	\$ 0.50	\$ 1.00
Adopted tax rate per \$100 valuation	\$ 0.13	\$ -	\$ 0.13

Taxes levied for the years ended August 31, 2017 and August 31, 2016, respectively, were \$5,158,738 and \$4,096,358. Taxes are due on receipt of the tax bill and are delinquent if not paid before February 1 of the year following the year in which imposed.

August 31, 2017	Current Operations	Debt Service	Total
<u>Taxes Collected</u>			
Current Taxes Collected	\$ 4,977,552	\$ -	\$ 4,977,552
Delinquent Taxes Collected	113,663	-	113,663
Penalties and Interest Collected	84,180	-	84,180
Total Collections	<u>\$ 5,175,395</u>	<u>\$ -</u>	<u>\$ 5,175,395</u>

Tax collections for the year ended August 31, 2017 were 96.49% of the current tax levy. Allowances for uncollectible taxes are based upon historical experience in collecting property taxes. The use of tax proceeds is restricted to either maintenance or operations or interest and sinking expenditures.

**SOUTHWEST TEXAS JUNIOR COLLEGE
NOTES TO FINANCIAL STATEMENTS
AUGUST 31, 2017**

19. Property Tax (Continued)

August 31, 2016	Current	Debt	
Taxes Collected	Operations	Service	Total
Current Taxes Collected	\$ 3,943,932	\$ -	\$ 3,943,932
Delinquent Taxes Collected	117,025	-	117,025
Penalties and Interest Collected	73,018	-	73,018
Total Collections	<u>\$ 4,133,975</u>	<u>\$ -</u>	<u>\$ 4,133,975</u>

Tax collections for the year ended August 31, 2016 were 96.41% of the current tax levy. Allowance for uncollectible taxes is based upon historical experience in collecting property taxes. The use of tax proceeds is restricted to either maintenance or operations or interest and sinking expenditures.

20. Income Taxes

The College is exempt from income taxes under Internal Revenue Code Section 115, Income of States, Municipalities, etc., although unrelated business income may be subject to income taxes under Internal Revenue Code Section 511 (a)(2)(B), Imposition of Tax on Unrelated Business Income of Charitable, Etc. Organizations. The College had no unrelated business income tax liability for the year ended August 31, 2017 or August 31, 2016.

The College's blended component unit, the Foundation, is exempt from federal income tax under Section 501(a) of the Internal Revenue Code as an organization described in Section 501(c)(3). The Foundation is not a private foundation within the meaning of Section 509(a) of the Internal Revenue Code, because it is an organization described in section 509(a)(3).

21. Component Units

Southwest Texas Junior College Foundation, Inc. – Discrete Component Unit

Southwest Texas Junior College Foundation, Inc. (the Foundation) was established as a separate nonprofit organization in 1989, for the purpose of providing facilities to allow the College to serve the educational needs of communities outside of the College's taxing district. Excess revenue is to be donated to Southwest Texas Junior College as scholarships.

**SOUTHWEST TEXAS JUNIOR COLLEGE
NOTES TO FINANCIAL STATEMENTS
AUGUST 31, 2017**

21. Component Units (Continued)

Under Governmental Standards Board Statement No. 39, Determining Whether Certain Organizations are Component Units, the Foundation is a component unit of the College because:

The governing Board of the Foundation and the College are the same; therefore the College can and does exercise oversight responsibility. Additionally, services rendered by the Foundation are provided entirely or almost entirely to the College and the relationship between the College and the Foundation is such that exclusion would cause the College's financial statements to be misleading or incomplete.

Accordingly, the Foundation's financial statements are included in the College's annual report as a discrete component unit (see table of contents). Complete financial statements of the Southwest Texas Junior College Foundation, Inc. can be obtained from the administrative office of Southwest Texas Junior College.

REQUIRED SUPPLEMENTARY SCHEDULES

**SOUTHWEST TEXAS JUNIOR COLLEGE
SCHEDULE OF SWTJC'S SHARE OF NET PENSION LIABILITY
AUGUST 31, 2017**

Fiscal year ending August 31*,	2017**	2016**	2015**
SWTJC Proportionate Share of the Net Pension Liability (%)	0.0177839%	0.0174035%	0.0203443%
SWTJC Proportionate Share of the Net Pension Liability (\$)	\$ 6,720,277	\$ 6,151,906	\$ 5,434,244
State's Proportionate Share of the Net Pension Liability associated with the College	4,273,823	4,192,832	3,420,061
Total	<u>\$ 10,994,100</u>	<u>\$ 10,344,738</u>	<u>\$ 8,854,305</u>
SWJTC Covered Payroll	\$ 13,930,638	\$ 13,519,470	\$ 12,716,474
SWTJC Proportionate Share of the Net Pension Liability as a percentage of Covered Payroll	48.24%	45.50%	42.73%
Plan fiduciary net position as percentage of the total pension liability	78.00%	78.43%	83.25%

* The amounts presented above are as of the measurement date of the collective net pension liability for the respective fiscal year.

** Schedule intended to show information for 10 years. Additional years will be displayed as they become available.

**SOUTHWEST TEXAS JUNIOR COLLEGE
SCHEDULE OF SWTJC'S CONTRIBUTIONS
AUGUST 31, 2017**

Fiscal year ending August 31*,	2017**	2016**	2015**
Legally Required Contributions	\$ 625,152	\$ 565,040	\$ 515,784
Actual Contributions	625,152	565,040	515,784
Contributions deficiency/(excess)	\$ -	\$ -	-
 SWJTC Covered Payroll	 \$ 13,930,638	 \$ 13,519,470	 \$ 12,716,474
Ratio of : Actual Contributions/SWTJC Covered Payroll	4.49%	4.18%	4.06%

* The amounts presented above are as of the College's respective fiscal year-end.

** Schedule intended to show information for 10 years. Additional years will be displayed as they become available.

**SOUTHWEST TEXAS JUNIOR COLLEGE
NOTES TO REQUIRED SUPPLEMENTARY INFORMATION
FOR THE YEAR ENDED AUGUST 31, 2017**

Changes of Benefit Terms.

There were no changes of benefit terms that affected measurement of the total pension liability during the year ended August 31, 2017.

Changes of Assumptions.

There were no changes of assumptions for the year ended August 31, 2017.

This page intentionally left blank.

SOUTHWEST TEXAS JUNIOR COLLEGE

Schedule of Operating Revenues
Year Ended August 31, 2017 (With Memorandum Totals for the Year Ended August 31, 2016)

	Unrestricted	Restricted	Total Educational Activities	Auxiliary Enterprises	August 31, 2017 Total	August 31, 2016 Total
Tuition:						
State funded credit courses:						
In-district resident tuition	\$ 6,058,118	\$ -	\$ 6,058,118	\$ -	\$ 6,058,118	\$ 5,338,862
Out-of-district resident tuition	4,076,704	-	4,076,704	-	4,076,704	3,610,334
Non-resident tuition	451,686	-	451,686	-	451,686	427,088
TPEG - credit (set aside)*	333,628	-	333,628	-	333,628	328,656
State funded continuing education	789,021	-	789,021	-	789,021	1,344,406
TPEG non-credit (set aside)*	11,443	-	11,443	-	11,443	12,522
Non-state funded educational programs	142,411	-	142,411	-	142,411	21,280
Total Tuition	11,863,011	-	11,863,011	-	11,863,011	11,083,148
Fees:						
General fees	4,526,371	-	4,526,371	-	4,526,371	3,810,495
Laboratory fees	440,516	-	440,516	-	440,516	370,821
Total Fees	4,966,887	-	4,966,887	-	4,966,887	4,181,316
Scholarship allowance and discount						
Remission and exemption - state	(667,751)	-	(667,751)	-	(667,751)	(524,706)
Remission and exemption - local	(1,308,036)	-	(1,308,036)	-	(1,308,036)	(952,555)
Title IV federal grants	(7,809,666)	-	(7,809,666)	-	(7,809,666)	(3,909,683)
Other federal grants	-	-	-	-	-	-
TPEG awards	(150,375)	-	(150,375)	-	(150,375)	(114,463)
Other state grants	(454,277)	-	(454,277)	-	(454,277)	(390,483)
Other local grants	(77,836)	-	(77,836)	-	(77,836)	(71,795)
Total Scholarship Allowances	(10,467,941)	-	(10,467,941)	-	(10,467,941)	(5,963,685)
Total net tuition and fees	6,361,957	-	6,361,957	-	6,361,957	9,300,779
Additional operating revenues:						
Federal grants and contracts	-	1,861,286	1,861,286	19,269	1,880,555	1,760,511
State grants and contracts	-	1,202,804	1,202,804	46,285	1,249,089	933,925
Non-governmental grants and contracts	-	1,744	1,744	-	1,744	62,940
Sales and services of educational activities	24,333	-	24,333	-	24,333	35,851
General operating revenue	2,170,209	-	2,170,209	-	2,170,209	2,269,990
Total additional operating revenues	2,194,542	3,065,834	5,260,376	65,554	5,325,930	5,063,217
Auxiliary Enterprises						
Bookstore	-	-	-	137,324	137,324	131,442
Less Discounts	-	-	-	-	-	-
Residential life	-	-	-	885,038	885,038	846,352
Less Discounts	-	-	-	(349,934)	(349,934)	(373,361)
Day Care	-	-	-	207,682	207,682	224,227
SWTNET	-	-	-	6,150	6,150	8,400
Other revenues	-	-	-	12,961	12,961	16,156
Total net auxiliary enterprises	-	-	-	899,221	899,221	853,216
Total Operating Revenues	\$ 8,556,499	\$3,065,834	\$ 11,622,333	\$ 964,775	\$ 12,587,108	\$ 15,217,212

*In accordance with Education Code 56.033, \$345,071 and \$341,178 for years August 31, 2017 and August 31, 2016, respectively, of tuition was set aside for Texas Public Education Grants (TPEG).

SOUTHWEST TEXAS JUNIOR COLLEGE

Schedule of Operating Expenses by Object
 Year Ended August 31, 2017 (With Memorandum Totals for the Year Ended August 31, 2016)

	Operating Expense				August 31, 2017 Total	August 31, 2016 Total
	Salaries and Wages	Benefits		Other Expenses		
		State	Local			
Unrestricted - Educational Activities						
Instruction	\$ 9,714,886	\$ -	\$ 1,983,089	\$ 1,020,687	\$ 12,718,662	\$ 12,520,554
Public Service	9,468	-	1,933	15,272	26,673	19,354
Academic Support	1,822,678	-	372,061	353,173	2,547,912	2,606,981
Student Services	1,437,178	-	293,370	355,656	2,086,204	2,033,489
Institutional Support	2,368,409	-	483,461	2,105,104	4,956,974	4,647,631
Operation and Maintenance of Plant	1,198,836	-	244,717	1,834,868	3,278,421	3,205,879
Scholarship	-	-	-	-	-	-
Total Unrestricted Educational Activities	16,551,455	-	3,378,631	5,684,760	25,614,846	25,033,888
Restricted - Educational Activities						
Instruction	77,548	1,207,918	11,116	125,148	1,421,730	1,367,176
Public Service	723,966	1,177	103,773	223,362	1,052,278	935,733
Academic Support	171,629	226,626	24,601	94	422,950	465,601
Student Services	407,763	178,694	58,448	241,070	885,975	817,630
Institutional Support	-	294,480	-	-	294,480	271,958
Operation and Maintenance of Plant	-	-	-	-	-	-
Scholarship	-	-	-	4,044,557	4,044,557	3,979,349
Total Restricted Educational Activities	1,380,906	1,908,895	197,938	4,634,231	8,121,970	7,837,447
Total Educational Activities	17,932,361	1,908,895	3,576,569	10,318,991	33,736,816	32,871,335
Auxiliary Enterprises	508,264	-	153,707	888,288	1,550,259	1,613,748
Depreciation Expense - Buildings and other real estate improvements	-	-	-	737,612	737,612	592,617
Depreciation Expense - Equipment and furniture	-	-	-	522,524	522,524	489,765
Depreciation Expense - Library Books	-	-	-	24,767	24,767	25,278
Total Operating Expenses	\$ 18,440,625	\$ 1,908,895	\$ 3,730,276	\$ 12,492,182	\$ 36,571,978	\$ 35,592,743

SOUTHWEST TEXAS JUNIOR COLLEGE

Schedule C

Schedule of Non-Operating Revenues and Expenses
Year Ended August 31, 2017 (With Memorandum Totals for the Year Ended August 31, 2016)

	Unrestricted	Restricted	Auxiliary Enterprises	August 31, 2017 Total	August 31, 2016 Total
NON-OPERATING REVENUES:					
State Appropriations:					
Education and general state support	\$ 6,983,201	\$ -	\$ -	\$ 6,983,201	\$ 6,972,780
State group insurance	-	1,376,316	-	1,376,316	1,284,416
State retirement matching	-	524,106	-	524,106	597,411
Total state appropriations	6,983,201	1,900,422	-	8,883,623	8,854,607
Maintenance ad valorem taxes	5,175,847	-	-	5,175,847	4,143,045
Federal Revenue, Non Operating	-	12,104,014	-	12,104,014	8,042,837
Gifts	-	77,085	-	77,085	64,899
Investment Income	43,521	-	376	43,897	39,898
Other non-operating revenue	-	78,064	-	78,064	36,680
Total non-operating revenues	5,219,368	12,259,163	376	26,362,530	21,181,966
NON-OPERATING EXPENSES:					
Interest on capital related debt	987,594	-	-	987,594	1,071,710
Other non-operating expense	110,454	-	-	110,454	202,074
Total non-operating expenses	1,098,048	-	-	1,098,048	1,273,784
Net non-operating revenues	\$ 11,104,521	\$ 14,159,585	\$ 376	\$ 25,264,482	\$ 19,908,182

SOUTHWEST TEXAS JUNIOR COLLEGE

Schedule D

Schedule of Net Position by Source and Availability
 Year Ended August 31, 2017 (With Memorandum Totals for the Year Ended August 31, 2016)

	Detail by Source					Available for Current Operations	
	Unrestricted	Restricted		Capital Assets Net of Depreciation & Related Debt	Total	Yes	No
		Expendable	Non-Expendable				
Current							
Unrestricted	\$ 403,656	\$ -	\$ -	\$ -	\$ 403,656	\$ 403,656	\$ -
Unrestricted Pension	(6,158,069)				(6,158,069)		(6,158,069)
Restricted	-	9,767	-	-	9,767	9,767	-
Auxiliary	618,046				618,046	618,046	-
Loan	-	343,441	-	-	343,441	-	343,441
Endowment							
Quasi:							
Unrestricted	2,591,076	-	-	-	2,591,076	-	2,591,076
Plant							
Debt Service	-	1,255,304	-	-	1,255,304	-	1,255,304
Revenue Bond	-	-	-	-	-	-	-
Investment in Plant	-	-	-	12,832,542	12,832,542	-	12,832,542
Total Net Position, August 31, 2017	(2,545,291)	1,608,512	-	12,832,542	11,895,763	1,031,469	10,864,294
Total Net Position, August 31, 2016	(2,475,378)	3,273,205	-	9,818,324	10,616,151	1,573,570	9,042,581
Net Increase (Decrease) in Net Position	\$ (69,913)	\$ (1,664,693)	\$ -	\$ 3,014,218	\$ 1,279,612	\$ (542,101)	\$ 1,821,713

SOUTHWEST TEXAS JUNIOR COLLEGE

Schedule of Expenditures of Federal Awards
For the Year Ended August 31, 2017

Federal Grantor/Pass Through Grantor Program Title	Federal CFDA Number	Pass-Through Grantor's Number	Expenditures and Pass-Through Disbursements
U.S. Department of Education			
Direct Programs:			
Student Financial Aid Cluster			
Federal Pell Grant	84.063		\$ 11,840,951
Federal Direct Student Loan	84.268		2,545,899
Supplemental Education Opportunity Grant	84.007		123,652
Federal College Workstudy Program	84.033		139,411
TRIO Cluster			
TRIO Student Support Services	84.042A		280,498
TRIO Education Opportunity Center	84.066A		238,767
Pass-Through From:			
Angelo State University			
ASU Title V Co-op Project	84.031S	P031S140160-16	190,889
Texas Higher Education Coordinating Board			
Carl Perkins Vocational Education - Basic	84.048	164254	225,558
Texas Workforce Commission			
Adult Education and Literacy	84.002	2716AEL003	544,479
Adult Education and Literacy	84.002	2716AELB03	36,820
Career Pathway Navigation Initiative	84.002A	2716AEL002	71,083
Local Performance Quality Improvement	84.002A	2717PQI000	23,307
Site-Based Workplace Literacy	84.002A	2716AEL001	122,272
Adult Education and Literacy Performance Incentive Award	84.002A	2716ABI000	324
Region 20 - Alamo Consortium			
Adult Education and Literacy			52,856
Texas State University			
Reenergize - MSEIP	84.120	PR120A140055	4,808
Total Department of Education			<u>16,441,574</u>
U.S. Department of Agriculture			
Texas Department of Agriculture			
Child and Adult Care Food Program	10.558	03270	19,269
U.S. Department of Health and Human Services			
Pass-Through From:			
Texas Workforce Commission			
Temporary Assistance for Needy Families (TANF)	93.558	2716AEL003	58,832
Temporary Assistance for Needy Families (TANF)	93.558	2716AELB03	7,166
Region 20 - Alamo Consortium			
Temporary Assistance for Needy Families (TANF)			3,627
Total Department of Health and Human Services			<u>69,625</u>
Total Federal Financial Assistance			<u>\$ 16,530,468</u>

Schedule E (Continued)

Note 1: Federal Assistance Reconciliation

Federal Grants and Contracts revenue - per Schedule A	\$	1,880,555
Add: Non Operating Federal Revenue from Schedule C		12,104,014
Add: Direct Student Loans		2,545,899
		<u>\$ 16,530,468</u>
		(A)

Note 2: Significant accounting policies used in preparing the schedule

The expenditures included in the schedule are reported for the college's fiscal year. Expenditure reports to funding agencies are prepared on the award period basis. The expenditures reported above represent funds that have been expended by the college for the purpose of the award. The expenditures reported above may not have been reimbursed by the funding agencies as of the end of the fiscal year. Some amounts reported in the schedule may differ from amounts used in the preparation of the basic financial statements. Separate accounts are maintained for the different awards to aid in the observance of limitation and restrictions imposed by the funding agencies. The college has followed all applicable guidelines issued by various entities in the preparation of the schedule.

SOUTHWEST TEXAS JUNIOR COLLEGE

Schedule of Expenditures of State Awards
For the Year Ended August 31, 2017

Grantor Agency/Program Title	Grant Contract Number	Expenditures
Texas Workforce Commission		
Adult Education and Literacy	2716AEL003	\$ 94,395
Jobs and Education for Texans Grant Program	2717JET000	309,760
Dual Credit & Career Technical Education - Equipment Grant	2716SDF000	84,474
Region 20 - Alamo Consortium		
Adult Education and Literacy		12,264
Region 20 - Alamo Consortium		
Temporary Assistance for Needy Families (TANF)		1,867
Texas Health and Human Services Commission		
Child Care		46,285
Office of the Governor, Texas Military Preparedness Commission		
Aviation (DEAAG) Grant		19,941
Texas Department of Criminal Justice		
College Classes for Inmates	696-PS-16-16-A034	90,944
Texas Higher Education Coordinating Board		
Texas Educational Opportunity Grant		532,764
Texas College Workstudy		32,219
Nursing Shortage Reduction - Regular		24,176
Total State Financial Assistance		<u>\$ 1,249,089</u>

Note 1: State Assistance Reconciliation

State Revenues - per Schedule A	\$ 1,249,089
	<u>\$ 1,249,089</u>
	(A)

Note 2: Significant Accounting Policies Used in Preparing the Schedule

The accompanying schedule is presented using the accrual basis of accounting. See Note 2 to the financial statements for Southwest Texas Junior College's significant accounting policies. These expenditures are reported on Southwest Texas Junior College's fiscal year. Expenditure reports to funding agencies are prepared on the award period basis.

Note 3: Reissuing the State Single Audit Reports

In the preparation of the Schedule of Expenditures of State Awards, the Summary of Auditor's Results stated the dollar threshold used to distinguish between Type A and Type B state programs as \$750,000. However, the threshold for major state programs remains at \$300,000 per sec. .520 Major state program determination from *Uniform Grant Management Standards. State of Texas Single Audit Circular*. TWC passed through expenditures in the amount of \$309,760 for Jobs and Education for Texans Grant Program, Contract #2717JET000. These expenditures were not tested and were over the threshold for a major state program. Because of these changes, a revised Schedule of Expenditures of State Awards is presented and additional test work has been performed which resulted in dual-dating of the audit report.

This page intentionally left blank.

EDE & COMPANY, LLC

Certified Public Accountants

Eric Ede
Donna Ede Jones

P. O. Box 219
Knippa, Texas 78870
Telephone (830) 934-2148
Fax (830) 934-2799
Email: edecpa@hotmail.com

REPORT ON INTERNAL CONTROL OVER FINANCIAL REPORTING AND ON COMPLIANCE AND OTHER MATTERS BASED ON AN AUDIT OF FINANCIAL STATEMENTS PERFORMED IN ACCORDANCE WITH *GOVERNMENTAL AUDITING STANDARDS*

Independent Auditor's Report

Board of Trustees
Southwest Texas Junior College
2401 Garner Field Road
Uvalde, Texas 78801

Members of the Board:

We have audited, in accordance with the auditing standards generally accepted in the United States of America and the standards applicable to financial audits contained in *Government Auditing Standards* issued by the Comptroller General of the United States, the financial statements of Southwest Texas Junior College, as of and for the year ended August 31, 2017 and 2016, and the related notes to the financial statements, which collectively comprise Southwest Texas Junior College's basic financial statements, and have issued our report thereon dated November 30, 2017. The financial statements of the Southwest Texas Junior College Foundation, Inc., a component unit of Southwest Texas Junior College, included in the accompanying basic financial statements, were not audited in accordance with standards applicable to financial audits contained in *Governmental Auditing Standards* and accordingly this report does not extend to that component unit.

Internal Control Over Financial Reporting

In planning and performing our audit of the financial statements, we considered Southwest Texas Junior College's internal control over financial reporting (internal control) to determine the audit procedures that are appropriate in the circumstances for the purpose of expressing our opinions on the financial statements, but not for the purpose of expressing an opinion on the effectiveness of Southwest Texas Junior College's internal control. Accordingly, we do not express an opinion on the effectiveness of Southwest Texas Junior College's internal control.

A *deficiency in internal control* exists when the design or operation of a control does not allow management or employees, in the normal course of performing their assigned functions, to prevent, or detect and correct, misstatements on a timely basis. A *material weakness* is a deficiency, or a combination of deficiencies, in internal control, such that there is a reasonable possibility that a material misstatement of the entity's financial statements will not be prevented, or detected and corrected on a timely basis. A *significant deficiency* is a deficiency, or a combination of deficiencies, in internal control that is less severe than a material weakness, yet important enough to merit attention by those charged with governance.

Our consideration of internal control was for the limited purpose described in the first paragraph of this section and was not designed to identify all deficiencies in internal control that might be material weaknesses or, significant deficiencies. Given these limitations, during our audit we did not identify any deficiencies in internal control that we consider to be material weaknesses. However, material weaknesses may exist that have not been identified.


Texas Public Funds Investment Act

We have also performed tests designed to verify the College's compliance with the requirements of the Texas Public Funds Investment Act. During the year ended August 31, 2017, no instances of noncompliance were found.

Compliance and Other Matters

As part of obtaining reasonable assurance about whether Southwest Texas Junior College's financial statements are free of material misstatement, we performed tests of its compliance with certain provisions of laws, regulations, contracts, and grant agreements, noncompliance with which could have a direct and material effect on the determination of financial statement amounts. However, providing an opinion on compliance with those provisions was not an objective of our audit, and accordingly, we do not express such an opinion. The results of our tests disclosed no instances of noncompliance or other matters that are required to be reported under *Government Auditing Standards*.

The purpose of this report is solely to describe the scope of our testing of internal control and compliance and the results of that testing, and not to provide an opinion on the effectiveness of the entity's internal control or on compliance. This report is an integral part of an audit performed in accordance with *Government Auditing Standards* in considering the entity's internal control and compliance. Accordingly, this communication is not suitable for any other purpose.



Ede & Company, LLC
Certified Public Accountants
Knippa, Texas

November 30, 2017

EDE & COMPANY, LLC

Certified Public Accountants

Eric Ede
Donna Ede Jones

P. O. Box 219
Knippa, Texas 78870
Telephone (830) 934-2148
Fax (830) 934-2799
Email: edecpa@hotmail.com

INDEPENDENT AUDITOR'S REPORT ON COMPLIANCE FOR EACH MAJOR PROGRAM AND ON INTERNAL CONTROL OVER COMPLIANCE REQUIRED BY THE UNIFORM GUIDANCE AND THE TEXAS SINGLE AUDIT CIRCULAR

Board of Trustees
Southwest Texas Junior College
2401 Garner Field Road
Uvalde, Texas 78801

Members of the Board:

Report on Compliance for Each Major Federal and State Program

We have audited Southwest Texas Junior College's compliance with the types of compliance requirements described in the *OMB Compliance Supplement* and the *Texas Single Audit Circular* that could have a direct and material effect on each of Southwest Texas Junior College's major federal and state programs for the year ended August 31, 2017. Southwest Texas Junior College's major federal and state programs are identified in the summary of auditor's results section of the accompanying schedule of findings and questioned costs.

Management's Responsibility

Management is responsible for compliance with the requirements of laws, regulations, contracts, and grants applicable to its federal and state programs.

Auditor's Responsibility

Our responsibility is to express an opinion on compliance for each of Southwest Texas Junior College's major federal and state programs based on our audit of the types of compliance requirements referred to above. We conducted our audit of compliance in accordance with auditing standards generally accepted in the United States of America; the standards applicable to financial audits contained in *Government Auditing Standards*, issued by the Comptroller General of the United States; and the audit requirements of Title 2 U.S. Code of Federal Regulations Part 200, Uniform Administrative Requirements, Cost Principles, and Audit Requirements for Federal Awards (Uniform Guidance), and the *Texas Single Audit Circular*. Those standards and the Uniform Guidance, and the Texas Single Audit Circular require that we plan and perform the audit to obtain reasonable assurance about whether noncompliance with the types of compliance requirements referred to above that could have a direct and material effect on a major federal and state program occurred. An audit includes examining, on a test basis, evidence about Southwest Texas Junior College's compliance with those requirements and performing such other procedures as we considered necessary in the circumstances.

We believe that our audit provides a reasonable basis for our opinion on compliance for each major federal and state program. However, our audit does not provide a legal determination of Southwest Texas Junior College's compliance.

We revised the Schedule of Expenditures of State Awards and performed additional audit testing on all major State programs for the Jobs and Education for Texans Grant Program, Contract #2717JET000 of the accompanying Schedule of Expenditures of State Awards, for the year ended August 31, 2017, and the Schedule of Findings and Questioned Costs for the year ended August 31, 2017. The audit work was completed on April 18, 2018, which resulted in the dual-dating of our audit report.

Opinion on Each Major Federal and State Program

In our opinion, Southwest Texas Junior College, complied, in all material respects, with the types of compliance requirements referred to above that could have a direct and material effect on each of its major federal and state programs for the year ended August 31, 2017.

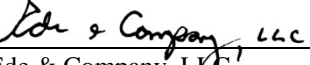
Report on Internal Control Over Compliance

Management of Southwest Texas Junior College, is responsible for establishing and maintaining effective internal control over compliance with the types of compliance requirements referred to above. In planning and performing our audit of compliance, we considered Southwest Texas Junior College's internal control over compliance with the types of requirements that could have a direct and material effect on each major federal and state program to determine the auditing procedures that are appropriate in the circumstances for the purpose of expressing an opinion on compliance for each major federal and state program and to test and report on internal control over compliance in accordance with the Uniform Guidance and the Texas Single Audit Circular, but not for the purpose of expressing an opinion on the effectiveness of internal control over compliance. Accordingly, we do not express an opinion on the effectiveness of Southwest Texas Junior College's internal control over compliance.

A deficiency in internal control over compliance exists when the design or operation of a control over compliance does not allow management or employees, in the normal course of performing their assigned functions, to prevent, or detect and correct, noncompliance with a type of compliance requirement of a federal and state program on a timely basis. *A material weakness in internal control over compliance* is a deficiency, or combination of deficiencies, in internal control over compliance, such that there is a reasonable possibility that material noncompliance with a type of compliance requirement of a federal and state program will not be prevented, or detected and corrected, on a timely basis. *A significant deficiency in internal control over compliance* is a deficiency, or a combination of deficiencies, in internal control over compliance with a type of compliance requirement of a federal and state program that is less severe than a material weakness in internal control over compliance, yet important enough to merit attention by those charged with governance.

Our consideration of internal control over compliance was for the limited purpose described in the first paragraph of this section and was not designed to identify all deficiencies in internal control over compliance that might be material weaknesses or significant deficiencies. We did not identify any deficiencies in internal control over compliance that we consider to be material weaknesses. However, material weaknesses may exist that have not been identified.

The purpose of this report on internal control over compliance is solely to describe the scope of our testing of internal control over compliance and the results of that testing based on the requirements of the Uniform Guidance, and the Texas Single Audit Circular. Accordingly, this report is not suitable for any other purpose.



Ede & Company, LLC
Certified Public Accountants
Knippa, Texas

November 30, 2017, except for additional testing and finding described in the paragraph above as to which date is
April 18, 2018

**SOUTHWEST TEXAS JUNIOR COLLEGE
SCHEDULE OF FINDINGS AND QUESTIONED COSTS
FOR THE YEAR ENDED AUGUST 31, 2017**

I. Summary of the Auditor's Result

Financial Statements

The type of report issued on the financial statements of the Southwest Texas Junior College was an unqualified opinion.

Internal control over financial reporting:

- | | |
|--|---------------|
| 1. Material weakness identified | No |
| 2. Significant deficiencies identified but not considered material | None Reported |

The audit disclosed no conditions of noncompliance which are material to the financial statements of the College.

Federal Awards

Internal control over major programs:

- | | |
|--|---------------|
| 1. Material weakness identified | No |
| 2. Significant deficiencies identified but not considered material | None Reported |

The type of report the auditor issued on compliance for major programs was an unqualified opinion.

The audit disclosed no audit findings which are required to be reported under section 510(a) of Circular A-133 or section .510(a) of The State of Texas Single Audit Circular.

Major Federal Programs of the College

Student Financial Aid Cluster	
Pell Grant	CFDA 84.063
College Work Study	CFDA 84.033
Supplemental Education Opportunity Grant	CFDA 84.007
Federal Direct Student Loan	CFDA 84.268

Major State Programs of the College

- Texas Grant
- Jobs and Education for Texans Grant Program

The dollar threshold to distinguish between Type A and Type B federal programs was \$750,000.
The dollar threshold to distinguish between Type A and Type B state programs was \$300,000.

The College was determined to be a low risk auditee for both federal and state programs.

II. Findings Relating to the Financial Statements which are required to be Reported in Accordance with Generally Accepted Government Auditing Standards.

NONE

III. Findings and Question Cost for Federal and State Awards Including Audit Findings.

NONE

REQUIRED STATISTICAL SUPPLEMENTS

SOUTHWEST TEXAS JUNIOR COLLEGE
Statistical Supplement 1
Net Assets by Component
Last Ten Fiscal Years
(Unaudited)

	For the Fiscal Year Ended August 31,									
	2017	2016	2015	2014	2013	2012	2011	2010	2009	2008
Invested in capital assets, net of related debt	\$ 12,832,542	\$ 9,818,324	\$ 3,011,230	\$ (1,498,379)	\$ 3,717,874	\$ 6,055,003	\$ 9,030,617	\$ 8,293,391	\$ 8,293,391	\$ 8,188,931
Restricted - expendable	1,608,512	3,273,205	7,559,563	11,342,268	6,110,299	4,028,205	1,699,928	1,587,988	760,693	585,864
Restricted - nonexpendable	-	-	-	-	-	-	-	-	-	-
Unrestricted	(2,545,291)	(2,475,378)	512,707	7,848,366	7,425,127	7,326,594	6,436,933	6,333,358	5,854,088	5,312,622
Total primary government net assets	\$ 11,895,763	\$ 10,616,151	\$ 11,083,500	\$ 17,692,255	\$ 17,253,300	\$ 17,409,802	\$ 17,167,478	\$ 16,214,737	\$ 14,908,172	\$ 14,087,417

SOUTHWEST TEXAS JUNIOR COLLEGE
Statistical Supplement 2
Revenue by Source
Last Ten Fiscal Years
(Unaudited)

	For the Fiscal Year Ended August 31,									
	2017	2016	2015	2014	2013	2012	2011	2010	2009	2008
Tuition and Fees (Net of Discounts)	\$ 6,361,957	\$ 9,300,779	\$ 5,566,228	\$ 5,567,283	\$ 5,130,032	\$ 5,493,939	\$ 5,930,984	\$ 3,719,005	\$ 4,132,832	\$ 4,917,321
Governmental Grants and Contracts										
Federal Grants and Contracts	1,880,555	1,760,511	1,783,893	1,649,023	2,283,343	2,581,256	3,700,527	4,174,551	4,086,099	3,764,995
State Grants and Contracts	1,249,089	933,925	1,320,527	1,279,914	991,238	1,385,040	1,270,208	1,451,117	1,147,896	879,839
Non-Governmental Grants and Contracts	1,744	62,940	146,653	168,270	189,125	112,713	56,904	25,540	103,454	145,706
Sales and services of educational activities	24,333	35,851	28,743	23,203	26,819	22,630	23,556	24,044	26,299	24,209
Auxiliary enterprises (Net of Discounts)	899,221	853,216	842,153	770,428	887,173	972,184	2,070,432	2,278,908	2,019,967	1,923,731
Other Operating Revenue	2,170,209	2,269,990	1,946,558	1,899,408	1,955,008	1,959,051	1,965,962	1,770,344	1,960,895	1,886,021
Total Operating Revenues	12,587,108	15,217,212	11,634,755	11,357,529	11,462,738	12,526,813	15,018,573	13,443,509	13,477,442	13,541,822
State Appropriations	8,883,623	8,854,607	8,982,067	8,906,925	8,075,275	8,613,312	9,360,771	9,441,219	10,113,651	10,114,906
Ad Valorem Taxes	5,175,847	4,143,045	3,703,685	3,121,746	2,689,311	2,572,349	2,486,117	2,375,217	2,039,186	1,845,476
Federal Revenue, Non-operating	12,104,014	8,042,837	11,352,547	11,080,630	12,737,968	12,243,611	15,038,509	15,565,999	9,401,077	6,636,804
Investment income	43,897	39,898	83,365	44,993	68,390	73,443	71,539	97,442	96,889	280,930
Other non-operating revenues	155,149	101,579	74,746	1,088,287	115,399	67,210	101,293	67,630	105,064	102,484
Total Non-Operating Revenues	26,362,530	21,181,966	24,196,410	24,242,581	23,686,343	23,569,925	27,058,229	27,547,507	21,755,867	18,980,600
Total Revenues	\$ 38,949,638	\$ 36,399,178	\$ 35,831,165	\$ 35,600,110	\$ 35,149,081	\$ 36,096,738	\$ 42,076,802	\$ 40,991,016	\$ 35,233,309	\$ 32,522,422

	For the Fiscal Year Ended August 31,									
	2017	2016	2015	2014	2013	2012	2011	2010	2009	2008
Tuition and Fees (Net of Discounts)	16.33%	25.55%	15.53%	15.64%	14.60%	15.22%	14.10%	9.07%	11.73%	15.12%
Governmental Grants and Contracts										
Federal Grants and Contracts	4.83%	4.84%	4.98%	4.63%	6.50%	7.15%	8.79%	10.18%	11.60%	11.58%
State Grants and Contracts	3.21%	2.57%	3.69%	3.60%	2.82%	3.84%	3.02%	3.54%	3.26%	2.71%
Non-Governmental Grants and Contracts	0.00%	0.17%	0.41%	0.47%	0.54%	0.31%	0.14%	0.06%	0.29%	0.45%
Sales and services of educational activities	0.06%	0.10%	0.08%	0.07%	0.08%	0.06%	0.06%	0.06%	0.07%	0.07%
Auxiliary enterprises	2.31%	2.34%	2.35%	2.16%	2.52%	2.69%	4.92%	5.56%	5.73%	5.92%
Other Operating Revenue	5.57%	6.24%	5.43%	5.34%	5.56%	5.43%	4.67%	4.32%	5.57%	5.80%
Total Operating Revenues	32.32%	41.81%	32.47%	31.90%	32.61%	34.70%	35.69%	32.80%	38.25%	41.64%
State Appropriations	22.81%	24.33%	25.07%	25.02%	22.97%	23.86%	22.25%	23.03%	28.70%	31.10%
Ad Valorem Taxes	13.29%	11.38%	10.34%	8.77%	7.65%	7.13%	5.91%	5.79%	5.79%	5.67%
Federal Revenue, Non-operating	31.08%	22.10%	31.68%	31.13%	36.24%	33.92%	35.74%	37.97%	26.68%	20.41%
Investment income	0.11%	0.11%	0.23%	0.13%	0.19%	0.20%	0.17%	0.24%	0.27%	0.86%
Other non-operating revenues	0.40%	0.28%	0.21%	3.06%	0.33%	0.19%	0.24%	0.16%	0.30%	0.32%
Total Non-Operating Revenues	67.68%	58.19%	67.53%	68.10%	67.39%	65.30%	64.31%	67.20%	61.75%	58.36%
Total Revenues	100.00%	100.00%	100.00%	100.00%	100.00%	100.00%	100.00%	100.00%	100.00%	100.00%

SOUTHWEST TEXAS JUNIOR COLLEGE
Statistical Supplement 3
Program Expense by Function
Last Ten Fiscal Years
(Unaudited)

For the Fiscal Year Ended August 31,

	2017	2016	2015	2014	2013	2012	2011	2010	2009	2008
Instruction	\$ 14,140,392	\$ 13,887,730	\$ 13,088,671	\$ 12,385,581	\$ 12,166,721	\$ 11,910,414	\$ 12,484,217	\$ 12,349,906	\$ 11,539,955	\$ 11,389,564
Public service	1,078,951	955,087	1,015,412	1,175,159	1,151,997	1,511,783	2,068,587	2,075,941	1,808,083	1,539,084
Academic support	2,970,862	3,072,582	2,850,670	2,835,344	2,835,240	3,008,190	2,787,990	2,693,002	2,342,428	2,465,644
Student services	2,972,179	2,851,119	2,816,843	2,729,763	2,978,274	2,929,304	3,451,245	3,210,434	2,242,411	2,135,536
Institutional support	5,251,454	4,919,589	5,560,658	5,085,854	4,816,132	4,456,411	4,238,281	3,481,474	3,707,149	3,778,780
Operation and maintenance of plant	3,278,421	3,205,879	3,080,156	3,329,945	3,401,842	3,699,346	3,769,594	3,968,955	3,865,770	4,053,378
Scholarships and fellowships	4,044,557	3,979,349	4,345,218	4,220,402	4,802,594	5,275,942	8,171,634	7,792,456	5,011,267	3,561,580
Auxiliary enterprises	1,550,259	1,613,748	1,457,924	1,370,996	1,404,080	1,675,472	2,757,928	2,984,306	2,659,229	2,619,667
Depreciation	1,284,903	1,107,660	883,763	865,463	818,353	823,623	759,582	743,353	709,187	625,426
Total Operating Expenses	36,571,978	35,592,743	35,099,315	33,998,507	34,375,233	35,290,485	40,489,058	39,299,827	33,885,479	32,168,659
Interest on capital related debt	987,594	1,071,710	982,252	826,442	676,830	383,417	384,648	420,862	421,715	363,546
Other non-operating expense	110,454	202,074	201,341	336,206	253,520	180,512	128,807	85,310	105,360	110,559
Total Non-Operating Expenses	1,098,048	1,273,784	1,183,593	1,162,648	930,350	563,929	513,455	506,172	527,075	474,105
Total Expenses	\$ 37,670,026	\$ 36,866,527	\$ 36,282,908	\$ 35,161,155	\$ 35,305,583	\$ 35,854,414	\$ 41,002,513	\$ 39,805,999	\$ 34,412,554	\$ 32,642,764

For the Fiscal Year Ended August 31,

	2017	2016	2015	2014	2013	2012	2011	2010	2009	2008
Instruction	37.54%	37.67%	36.07%	35.23%	34.46%	33.22%	30.45%	31.03%	33.53%	34.89%
Public service	2.86%	2.59%	2.80%	3.34%	3.26%	4.22%	5.05%	5.22%	5.25%	4.71%
Academic support	7.89%	8.33%	7.86%	8.06%	8.03%	8.39%	6.80%	6.77%	6.81%	7.55%
Student services	7.89%	7.73%	7.76%	7.76%	8.44%	8.17%	8.42%	8.07%	6.52%	6.54%
Institutional support	13.94%	13.34%	15.33%	14.46%	13.64%	12.43%	10.34%	8.75%	10.77%	11.58%
Operation and maintenance of plant	8.70%	8.70%	8.49%	9.47%	9.64%	10.32%	9.19%	9.97%	11.23%	12.42%
Scholarships and fellowships	10.74%	10.79%	11.98%	12.00%	13.60%	14.71%	19.93%	19.58%	14.56%	10.91%
Auxiliary enterprises	4.12%	4.38%	4.02%	3.90%	3.98%	4.67%	6.73%	7.50%	7.73%	8.03%
Depreciation	3.41%	3.00%	2.44%	2.46%	2.32%	2.30%	1.85%	1.87%	2.06%	1.92%
Total Operating Expenses	97.09%	96.54%	96.74%	96.69%	97.36%	98.43%	98.75%	98.73%	98.47%	98.55%
Interest on capital related debt	2.62%	2.91%	2.71%	2.35%	1.92%	1.07%	0.94%	1.06%	1.23%	1.11%
Other non-operating expense	0.29%	0.55%	0.55%	0.96%	0.72%	0.50%	0.31%	0.21%	0.31%	0.34%
Total Non-Operating Expenses	2.91%	3.46%	3.26%	3.31%	2.64%	1.57%	1.25%	1.27%	1.53%	1.45%
Total Expenses	100.00%	100.00%	100.00%	100.00%	100.00%	100.00%	100.00%	100.00%	100.00%	100.00%

SOUTHWEST TEXAS JUNIOR COLLEGE
Statistical Supplement 4
Tuition and Fees
Last Ten Academic Years
(Unaudited)

Resident
Fees per Semester Credit Hour (SCH)

Academic Year	Registration Fee	In-District Tuition	Out-of-District Fee	Technology Fees	General Use Fees	Cost for 12 SCH		Increase from Prior Year	Increase from Prior Year
						In-District	Out-of-District		
2017 \$	8.25 \$	57.00 \$	61.00 \$	8.00 \$	17.00 \$	1,095.00 \$	1,827.00	0.00%	0.00%
2016	8.25	57.00	61.00	8.00	17.00	1,095.00	1,827.00	5.80%	9.34%
2015	8.25	57.00	53.00	8.00	13.00	1,035.00	1,671.00	0.00%	0.00%
2014	8.25	57.00	53.00	8.00	13.00	1,035.00	1,671.00	0.00%	0.00%
2013	8.25	57.00	53.00	8.00	13.00	1,035.00	1,671.00	6.15%	7.32%
2012	8.25	55.00	48.50	5.00	13.00	975.00	1,557.00	0.00%	0.00%
Summer I & II 2011	8.25	55.00	48.50	5.00	13.00	975.00	1,557.00	13.64%	22.41%
Fall & Spring 2011	8.25	48.00	34.50	5.00	10.25	858.00	1,272.00	4.38%	2.91%
2010	8.25	48.00	34.50	5.00	7.25	822.00	1,236.00	6.06%	9.48%
2009	8.25	46.00	31.50	5.00	7.25	775.00	1,129.00	0.00%	0.00%
2008	8.25	43.00	29.50	5.00	7.25	775.00	1,129.00	12.32%	14.39%

Non-Resident
Fees per Semester Credit Hour (SCH)

Academic Year	Registration Fee	Non-Resident Tuition Out-of-State	Technology Fees	General Use Fees	Cost for 12 SCH Out-of-State	Increase from Prior Year
2017 \$	8.25 \$	155.00 \$	8.00 \$	17.00 \$	2,271.00	0.00%
2016	8.25	155.00	8.00	17.00	2,271.00	11.82%
2015	8.25	140.00	8.00	13.00	2,031.00	0.00%
2014	8.25	140.00	8.00	13.00	2,031.00	0.00%
2013	8.25	140.00	8.00	13.00	2,031.00	15.73%
2012	8.25	120.00	5.00	13.00	1,755.00	0.00%
Summer I & II 2011	8.25	120.00	5.00	13.00	1,755.00	23.42%
Fall & Spring 2011	8.25	95.00	5.00	10.25	1,422.00	2.60%
2010	8.25	95.00	5.00	7.25	1,386.00	3.51%
2009	8.25	90.00	5.00	7.25	1,339.00	0.00%
2008	8.25	90.00	5.00	7.25	1,339.00	26.08%

Note: Includes basic enrollment tuition and fees but excludes course based fees such as laboratory fees, testing fees and certification fees.

SOUTHWEST TEXAS JUNIOR COLLEGE
Statistical Supplement 5
Assessed Value and Taxable Assessed Value of Property
Last Ten Fiscal Years
(Unaudited)

Direct Rate							
Fiscal Year	Assessed Valuation of Property	Less: Exemptions	Taxable Assessed Value (TAV)	Ratio of Taxable Assessed Value to Assessed Value	Maintenance & Operations (a)	Debt Service (a)	Total (a)
2016-17	\$ 3,524,886,112	\$ 427,942,115	\$ 3,096,943,997	87.86%	\$ 0.16	\$ -	\$ 0.16
2015-16	3,364,750,879	217,890,863	3,146,860,016	93.52%	0.13	-	0.13
2014-15	2,869,576,572	123,977,704	2,745,598,868	95.68%	0.13	-	0.13
2013-14	2,403,429,373	6,214,612	2,397,214,761	99.74%	0.13	-	0.13
2012-13	2,058,839,802	7,358,719	2,051,481,083	99.64%	0.13	-	0.13
2011-12	1,965,266,998	13,892,409	1,951,374,589	99.29%	0.13	-	0.13
2010-11	1,916,219,239	5,541,642	1,910,677,597	99.71%	0.13	-	0.13
2009-10	1,843,114,815	7,817,048	1,835,297,767	99.58%	0.13	-	0.13
2008-09	1,812,568,169	4,270,010	1,808,298,159	99.76%	0.11	-	0.11
2007-08	1,675,745,594	1,802,289	1,673,943,305	99.89%	0.11	-	0.11

Source: Local Appraisal Districts

Notes: Property is assessed at full market value

(a) per \$100 Taxable Assessed Valuation

SOUTHWEST TEXAS JUNIOR COLLEGE
Statistical Supplement 6
State Appropriation per FTSE and Contact Hour
Last Ten Fiscal Years
(Unaudited)

Fiscal Year	Appropriation per FTSE			Appropriation per Contact Hour			State Appropriation per Contact Hour
	State Appropriation*	FTSE (a)	State Appropriation per FTSE	Academic Contact Hours (a)	Voc/Tech Contact Hours (a)	Total Contact Hours	
2016-17	\$ 6,983,201	9,250	\$ 754.94	1,695,360	526,448	2,221,808	\$ 3.14
2015-16	6,972,780	8,747	797.16	1,534,527	558,912	2,093,439	3.33
2014-15	7,311,744	8,949	817.05	1,561,301	627,985	2,189,286	3.34
2013-14	7,311,744	8,638	846.46	1,567,952	480,736	2,048,688	3.57
2012-13	6,422,513	9,333	688.15	1,713,424	488,640	2,202,064	2.92
2011-12	7,304,514	9,152	798.13	1,690,688	498,128	2,188,816	3.34
2010-11	7,153,135	10,369	689.86	1,923,424	544,000	2,467,424	2.90
2009-10	7,221,296	10,321	699.67	1,889,904	520,672	2,410,576	3.00
2008-09	7,704,531	8,795	876.01	1,621,477	438,704	2,060,181	3.74
2007-08	7,704,532	8,293	929.04	1,530,320	454,736	1,985,056	3.88

Notes:

*Includes appropriation for education and general state support

FTSE is the number of fulltime students (12+ sch) plus part-time student's semester credit hours divided by 12 for fall/spring terms or 6 for summer terms.

(a) Source: CBM001. For each term in the academic year, FTE is calculated and summed for the total AY FTSE.

(b) Source: CBM004. Academic year funded contact hours by course type.

SOUTHWEST TEXAS JUNIOR COLLEGE

Statistical Supplement 7

Principal Taxpayers

Last Ten Tax Years

(Unaudited)

Taxpayer	Taxable Assessed Value (TAV) by Tax Year									
	2017	2016	2015	2014	2013	2012	2011	2010	2009	2008
AEP Texas Central Co/Transmission	\$ 44,210,251	\$ 38,034,100	\$ 49,906,127	\$ 46,935,851	\$ 33,774,866	\$ 28,057,165	\$ 17,652,091	\$ 18,175,900	\$ 11,445,590	\$ 7,807,100
AEP Electric Transm of TX LLP	18,112,440	19,945,842								
Bailey Four Canyon Ranch Prop Ltd				16,204,800	15,979,010	16,030,244	16,138,063			
Briscoe Ranch Inc.						8,553,949	10,376,612	9,773,262	9,958,117	8,172,035
Buffco Production Inc	23,629,350	52,165,310	58,417,460							
CED Alamo 5 LLC	228,225,600	255,000,001								
Chaparrosa Enterprises, LP							9,458,093	8,181,466	8,260,913	8,165,895
Chesapeake Operating / MIDCON					58,046,498	12,972,585				
CML Exploration LLC			19,503,970			24,518,473	21,972,721			
Dan Hughes and Co.					13,596,602					
DCP Sand Hills Pipeline	32,418,420	36,046,680	24,628,370	30,872,680						
Del Monte Foods	24,696,690	23,400,540	19,085,090	21,945,890	22,656,400	17,220,550	22,209,541	21,868,060	21,868,060	
Exco Operating Company Inc	153,297,000	275,295,590	485,894,300	309,197,760						
First State Bank of Uvalde								5,729,035		5,875,736
General Tire Inc							6,699,108	7,863,003	7,905,340	5,542,708
KL & L Traylor LP	12,520,980	16,697,640	26,534,780							
Lone Star NGL Pipeline LP	14,119,400	15,188,730			17,325,720					
Martin Marietta Materials	13,474,321	15,286,273	17,522,995	17,517,567	30,205,588	11,424,154	7,761,830	9,465,000	8,112,850	7,743,100
OCI Alamo 5 LLC			27,886,302							
Paradigm Midstream Services	15,821,690	19,796,000								
Plains Pipeline	30,866,470	38,219,510	24,831,400							
Raul Gomez and Enrique Davila										27,890,224
Sage Energy									15,741,230	
South Texas Children's Home		18,382,030	19,302,610							
Southwestern Bell Telephone Company			-	-	-	-	12,345,904	14,103,191	9,824,125	11,403,465
Texas American Resources							8,823,811		13,850,880	
Trinidad Drilling				31,150,000						
Umphrey Family Ltd. Partnership							5,895,907	5,730,269		
Union Pacific Railroad	35,027,950	32,931,398	30,947,403	27,986,530	25,125,547	22,663,091	17,983,340	16,659,470	14,746,250	13,511,620
US Energy Development Corp	16,420,050									
Vulcan Construction Materials						7,518,025	7,901,360	8,116,360	9,752,800	8,396,820
Wal-Mart Real Estate Business Trust	14,531,222	14,898,670		16,153,152	15,768,379	15,718,065	16,048,422	17,094,269	17,346,553	17,166,499
Williamson Dickie MFG Co				9,110,488		11,888,716	8,327,822	7,588,377	7,592,209	
Totals	\$ 677,371,834	\$ 871,288,314	\$ 804,460,807	\$ 527,074,718	\$ 256,997,083	\$ 174,019,265	\$ 167,621,904	\$ 150,347,662	\$ 156,404,917	\$ 121,675,202
Total Taxable Assessed Value	\$ 3,096,943,997	\$ 3,146,860,016	\$ 2,745,598,868	\$ 2,051,481,083	\$ 1,951,374,589	\$ 1,910,677,597	\$ 1,835,297,767	\$ 1,808,298,159	\$ 1,673,943,305	\$ 1,565,593,434

Taxpayer	% of Taxable Assessed Value (TAV) by Tax Year									
	2017	2016	2015	2014	2013	2012	2011	2010	2009	2008
AEP Texas Central Co/Transmission	1.43%	1.21%	1.82%	2.29%	1.73%	1.47%	0.96%	1.01%	0.68%	0.50%
AEP Electric Transm of TX LLP	0.58%									
Bailey Four Canyon Ranch Prop Ltd				0.79%	0.82%	0.84%	0.88%			
Briscoe Ranch Inc.						0.45%	0.57%	0.54%	0.59%	0.52%
Buffco Production Inc	0.76%	1.66%	2.13%							
CED Alamo 5 LLC	7.37%									
Chaparrosa Enterprises, LP							0.52%	0.45%	0.49%	0.52%
Chesapeake Operating / MIDCON					2.97%	0.68%				
CML Exploration LLC			0.71%		1.26%	1.15%				
Dan Hughes and Co.					0.70%					
DCP Sand Hills Pipeline	1.05%	1.15%	0.90%	1.50%						
Del Monte Foods	0.80%	0.74%	0.70%	1.07%	1.16%	0.90%	1.21%	1.21%	1.31%	
Exco Operating Company Inc	4.95%	8.75%	17.70%	15.07%						
First State Bank of Uvalde								0.32%		0.38%
General Tire Inc							0.37%	0.43%	0.47%	0.35%
KL & L Traylor LP	0.40%	0.53%	0.97%							
Lone Star NGL Pipeline LP	0.46%	0.48%			0.89%					
Martin Marietta Materials	0.44%	0.49%	0.64%	0.85%	1.55%	0.60%	0.42%	0.52%	0.48%	0.49%
OCI Alamo 5 LLC			1.02%							
Paradigm Midstream Services	0.51%									
Plains Pipeline	1.00%	1.21%	0.90%							
Raul Gomez and Enrique Davila										1.78%
Sage Energy									0.94%	
South Texas Children's Home		0.58%	0.70%							
Southwestern Bell Telephone Company							0.67%	0.78%	0.59%	0.73%
Texas American Resources							0.48%		0.83%	
Trinidad Drilling				1.52%						
Umphrey Family Ltd. Partnership							0.32%	0.32%		
Union Pacific Railroad	1.13%	1.05%	1.13%	1.36%	1.29%	1.19%	0.98%	0.92%	0.88%	0.86%
US Energy Development Corp	0.53%									
Vulcan Construction Materials						0.39%	0.43%	0.45%	0.58%	0.54%
Wal-Mart Real Estate Business Trust	0.47%	0.47%		0.79%	0.81%	0.82%	0.87%	0.95%	1.04%	1.10%
Williamson Dickie MFG Co				0.44%		0.62%	0.45%	0.42%	0.45%	
Totals	21.87%	18.32%	29.30%	25.69%	13.17%	9.11%	9.13%	8.31%	9.34%	7.77%

SOUTHWEST TEXAS JUNIOR COLLEGE
Statistical Supplement 8
Property Tax Levies and Collections
Last Ten Fiscal Years
(Unaudited)

Fiscal Year Ended August 31,	Levy (a)	Cumulative Levy Adjustments	Adjusted Tax Levy (b)	Collections Year of Levy (c)	Percentage	Prior Collections of Prior Levies (d)	Current Collections of Prior Levies (e)	Total Collections (c+d+e)	Cumulative Collections of Adjusted Levy
2017	\$ 4,955,110	\$ 203,628	\$ 5,158,738	\$ 4,975,914	96.46%	\$ -	\$ 115,301	\$ 5,091,215	98.69%
2016	4,096,358	(5,440)	4,090,918	3,943,932	96.41%	-	117,025	4,060,957	99.27%
2015	3,611,376	(4,709)	3,606,667	3,480,235	96.49%	-	132,514	3,612,749	100.17%
2014	3,066,916	(11,332)	3,055,584	2,925,733	95.75%	-	111,799	3,037,532	99.41%
2013	2,600,402	2,744	2,603,146	2,499,072	96.00%	-	127,025	2,626,097	100.88%
2012	2,501,500	(12,279)	2,489,221	2,372,315	95.30%	-	108,338	2,480,653	99.66%
2011	2,421,647	-	2,421,647	2,297,451	94.87%	-	85,159	2,382,610	98.39%
2010	2,315,903	(100)	2,315,803	2,196,203	94.84%	-	97,826	2,294,029	99.06%
2009	1,983,622	-	1,983,622	1,866,202	94.08%	-	85,996	1,952,198	98.42%
2008	1,800,038	-	1,800,038	1,729,130	96.06%	-	89,650	1,818,780	101.04%

Source: Local Tax Assessor/Collector and District records.

(a) As reported in notes to the financial statements for the year of the levy.

(b) As of August 31 of the current reporting year.

(c) Property tax only - does not include penalties and interest.

(d) Represents cumulative collections of prior years not collected in the current year or the year of the tax levy.

(e) Represents current year collections of prior years levies.

Total Collections = c + d + e

SOUTHWEST TEXAS JUNIOR COLLEGE
Statistical Supplement 9
Ratios of Outstanding Debt
Last Ten Fiscal Years
(Unaudited)

For the Year Ended August 31,

	2017	2016	2015	2014	2013	2012	2011	2010	2009	2008
General Bonded Debt										
General obligation bonds	\$ -	\$ -	\$ -	\$ -	\$ -	\$ -	\$ -	\$ -	\$ -	\$ -
Notes	-	-	-	-	-	-	-	-	-	-
Less: Funds restricted for debt service	-	-	-	-	-	-	-	-	-	-
Net general bonded debt	\$ -	\$ -	\$ -	\$ -	\$ -	\$ -	\$ -	\$ -	\$ -	\$ -
Other debt										
Revenue bonds	\$ 26,621,284	\$ 28,016,187	\$ 27,073,394	\$ 24,962,257	\$ 15,245,000	\$ 7,990,000	\$ 8,225,000	\$ 8,450,000	\$ 8,665,000	\$ 8,870,000
Notes	673,528	915,987	2,460,987	2,840,987	3,132,278	3,132,278	718,984	832,741	944,624	834,000
Capital lease obligations	556,997	433,638	-	18,173	58,276	302,434	536,685	153,522	-	13,807
Total Outstanding Debt	\$ 27,851,809	\$ 29,365,812	\$ 29,534,381	\$ 27,821,417	\$ 18,435,554	\$ 11,424,712	\$ 9,480,669	\$ 9,436,263	\$ 9,609,624	\$ 9,717,807
General Bonded Debt Ratios										
Per Capita	-	-	-	-	-	-	-	-	-	-
Per FTSE	-	-	-	-	-	-	-	-	-	-
As a percentage of Taxable Assessed Value	-	-	-	-	-	-	-	-	-	-
Total Outstanding Debt Ratios										
Per Capita	\$ 652	\$ 686	\$ 691	\$ 656	\$ 445	\$ 276	\$ 229	\$ 228	\$ 234	\$ 236
Per FTSE	3,011	3,357	3,300	3,221	1,975	1,248	914	914	1,093	1,172
As a percentage of Taxable Assessed Value	0.90%	0.93%	1.08%	1.16%	0.90%	0.59%	0.50%	0.51%	0.53%	0.58%

Notes: Ratios calculated using population and TAV from current year. Debt per student calculated using full-time equivalent enrollment.

SOUTHWEST TEXAS JUNIOR COLLEGE
Statistical Supplement 10
Legal Debt Margin Information
Last Ten Fiscal Years
(Unaudited)

For the Year Ended August 31,

	2017	2016	2015	2014	2013	2012	2011	2010	2009	2008
Taxable Assessed Value	\$ 3,524,886,112	\$ 3,364,750,879	\$ 2,869,576,572	\$ 2,058,839,802	\$ 1,965,266,998	\$ 1,951,374,589	\$ 1,910,677,597	\$ 1,835,297,767	\$ 1,673,943,305	\$ 1,565,593,434
General Obligation Bonds										
Statutory Tax Levy Limit for Debt Service	17,624,431	16,823,754	14,347,883	10,294,199	9,826,335	9,756,873	9,553,388	9,176,489	8,369,717	7,827,967
Less Funds Restricted for Repayment of General Obligation Bonds	-	-	-	-	-	-	-	-	-	-
Total Net General Obligation Debt	17,624,431	16,823,754	14,347,883	10,294,199	9,826,335	9,756,873	9,553,388	9,176,489	8,369,717	7,827,967
Current Year Debt Service Requirements	-	-	-	-	-	-	-	-	-	-
Excess of Statutory Limit for Debt Service over Current Requirements	\$ 17,624,431	\$ 16,823,754	\$ 14,347,883	\$ 10,294,199	\$ 9,826,335	\$ 9,756,873	\$ 9,553,388	\$ 9,176,489	\$ 8,369,717	\$ 7,827,967
Net Current Requirement as a % of Statutory Limit	0.00%	0.00%	0.00%	0.00%	0.00%	0.00%	0.00%	0.00%	0.00%	0.00%

Note: Texas Education Code Section 130.122 limits the debt service of community colleges to \$0.50 per hundred dollars taxable assessed valuation.

SOUTHWEST TEXAS JUNIOR COLLEGE
 Statistical Supplement 11
 Pledged Revenue Coverage
 Last Ten Fiscal Years
 (unaudited)

Revenue Bonds

Fiscal Year Ended August 31	Pledged Revenues										Debt Service Requirements			
	Tuition	Technology Fee	Registration Fees	Laboratory Fees	Community Education Fees	Interest Income	Vending Commission	Dorm Rental	Total	Principal	Interest	Total	Coverage Ratio	
2017	-	-	-	-	-	-	-	-	-	-	-	-	-	
2016	-	-	-	-	-	-	-	-	-	-	-	-	-	
2015	-	-	-	-	-	-	-	-	-	-	-	-	-	
2014	-	-	-	-	-	-	-	-	-	-	-	-	-	
2013	-	-	-	-	-	-	-	-	-	-	-	-	-	
2012	-	-	-	-	-	-	-	-	-	-	-	-	-	
2011	-	-	-	-	-	-	-	-	-	-	-	-	-	
2010	256,130	-	-	-	-	-	-	-	-	256,130	-	-	-	
2009	460,988	-	-	-	-	-	-	-	-	460,988	-	-	-	
2008	65,908	-	-	-	-	-	-	-	-	65,908	*	-	-	

*Debt service provided by unexpended bond proceeds in 2007 and 2008, pledged revenues to reserve

SOUTHWEST TEXAS JUNIOR COLLEGE
Statistical Supplement 12
Demographic and Economic Statistics - Taxing District
Last Ten Fiscal Years

Calendar Year	*District Population	District Personal Income (\$1,000's)	District Personal Income per Capita	District Unemployment Rate
2016	42,697	**	**	8.5%
2015	42,787	\$ 1,500,112	\$ 35,060	6.4%
2014	42,755	1,312,173	28,645	7.2%
2013	42,432	1,547,351	31,451	9.6%
2012	41,391	1,288,956	31,141	9.4%
2011	41,391	1,211,599	28,978	10.3%
2010	41,391	1,126,577	27,138	10.2%
2009	41,321	1,069,385	26,056	9.0%
2008	41,014	1,061,127	25,773	6.8%
2007	41,211	965,934	23,455	6.4%

**Not available (US Bureau of Economic Analysis income reports lag one year behind census estimates)

*U.S. Census Bureau latest data in 2010; 2011 - 2016 is estimate

Sources

Population: US Census Bureau American Fact Finder

Income: US Bureau of Econ Analysis, weighted average of 3 counties

Unemployment: Bureau of Labor Statistics, weighted average of 3 counties

Taxing District: Real, Uvalde, and Zavala Co.

SOUTHWEST TEXAS JUNIOR COLLEGE
Statistical Supplement 13
Principal Employers
Current Fiscal Year
(Unaudited)

Employer	Number of Employees	% of Total Employment*
Del Monte Foods	500-999	4%
Southwest Texas Junior College	500-999	4%
Amistad Nursing and Rehab Ctr	100-499	2%
Community Council-Southwest TX	100-499	2%
HEB Foods (Uvalde)	100-499	2%
Sabinal High School	100-499	2%
Thomas Rivera Elementary School	100-499	2%
Statewide Transport	100-499	2%
United Stationers Supply Co.	100-499	2%
Uvalde County	100-499	2%
Uvalde High School	100-499	2%
Uvalde Memorial Hospital	100-499	2%
Wal-Mart Supercenter (Uvalde)	100-499	2%
Williamson-Dickie Mfg Co	100-499	2%
<hr/>		
Labor force (average of monthly estimates, Oct 2016-Sept 2017)		
<hr/>		

Sources:

Texas Workforce Commission

Socrates Employer Search

*Exact number of employees is confidential and not available.

**Percentages based on midpoint of interval

SOUTHWEST TEXAS JUNIOR COLLEGE
Statistical Supplement 14
Faculty, Staff, and Administrators Statistics
Last Ten Fiscal years
(Unaudited)

		Fall Semester*									
		2016	2015	2014	2013	2012	2011	2010	2009	2008	2007
Faculty	Full-Time	117	112	114	110	111	117	115	112	114	114
	Part-Time	85	61	61	64	64	63	86	62	77	72
	Total	202	173	175	174	175	180	201	174	191	186
Percent	Full-Time	58%	65%	65%	63%	63%	65%	57%	64%	60%	61%
	Part-Time	42%	35%	35%	37%	37%	35%	43%	36%	40%	39%
Staff & Administrators	Full-Time	219	219	209	212	199	206	210	229	203	204
	Part-Time	142	178	173	110	136	122	90	193	74	43
	Total	361	397	382	322	335	328	300	422	277	247
Percent	Full-Time	61%	55%	55%	66%	59%	63%	70%	54%	73%	83%
	Part-Time	39%	45%	45%	34%	41%	37%	30%	46%	27%	17%
FTSE per Full-time Faculty		79.0	78.1	74.8	77.5	76.8	75.1	83.8	81.9	68.9	65.3
FTSE per Full-time Staff Member		42.2	39.9	40.8	40.2	42.8	42.7	45.9	40.1	38.7	36.5
Average Annual Faculty Salary**		\$51,926	\$49,270	\$63,756	\$62,520	\$51,409	\$50,078	\$48,602	\$46,177	\$45,859	\$46,430

*Fiscal year data are not routinely collected; the fall semester data should be a good estimate.

**Source: IPEDS Salary Survey, weighted average full-time faculty salary over 9/10 month and 11/12 month contracts.

SOUTHWEST TEXAS JUNIOR COLLEGE
Statistical Supplement 15
Enrollment Details
Last Five Fiscal Years
(Unaudited)

Student Classification*	Fall 2017		Fall 2016		Fall 2015		Fall 2014		Fall 2013	
	Number	Percent	Number	Percent	Number	Percent	Number	Percent	Number	Percent
00-30 hours (freshmen)	4,904	73.63%	4,619	71.73%	3,868	68.96%	3,925	70.44%	3,772	69.72%
31-60 hours (sophomores)	1,266	19.01%	1,313	20.39%	1,286	22.93%	1,179	21.16%	1,179	21.79%
> 60 hours (assoc. & bacc.)	490	7.36%	507	7.87%	455	8.11%	468	8.40%	459	8.48%
Total	6,660	100.00%	6,439	100.00%	5,609	100.00%	5,572	100.00%	5,410	100.00%

*excludes unclassified students

Semester Hour Load	Fall 2017		Fall 2016		Fall 2015		Fall 2014		Fall 2013	
	Number	Percent	Number	Percent	Number	Percent	Number	Percent	Number	Percent
Less than 3	18	0.27%	15	0.23%	28	0.50%	18	0.32%	19	0.35%
3-5 semester hours	1,666	25.02%	1,729	26.85%	1,236	22.04%	1,162	20.85%	1,158	21.40%
6-8 semester hours	1,782	26.76%	1,726	26.81%	1,592	28.38%	1,644	29.50%	1,461	27.01%
9-11 semester hours	1,209	18.15%	1,021	15.86%	837	14.92%	785	14.09%	733	13.55%
12-14 semester hours	1,656	24.86%	1,651	25.64%	1,577	28.12%	1,638	29.40%	1,691	31.26%
15-17 semester hours	264	3.96%	241	3.74%	248	4.42%	229	4.11%	265	4.90%
18 & over	65	0.98%	56	0.87%	91	1.62%	96	1.72%	83	1.53%
Total	6,660	100.00%	6,439	100.00%	5,609	100.00%	5,572	100.00%	5,410	100.00%

Average course load	8.2	8.4	8.6	8.7	8.5
---------------------	-----	-----	-----	-----	-----

Tuition Status*	Fall 2017		Fall 2016		Fall 2015		Fall 2014		Fall 2013	
	Number	Percent	Number	Percent	Number	Percent	Number	Percent	Number	Percent
Texas Resident (In-District)	1,468	22.37%	1,383	21.90%	1,248	22.63%	1,259	22.93%	1,242	23.19%
Texas Resident (Out-of-District)	4,887	74.46%	4,756	75.30%	4,121	74.71%	4,081	74.32%	3,965	74.03%
Non-Resident Tuition	208	3.17%	177	2.80%	147	2.66%	151	2.75%	149	2.78%
Total	6,563	100.00%	6,316	100.00%	5,516	100.00%	5,491	100.00%	5,356	100.00%

*excludes waivers

Source: CBM001

SOUTHWEST TEXAS JUNIOR COLLEGE
Statistical Supplement 16
Student Profile
Last Five Fiscal Years
(Unaudited)

Gender	Fall 2017		Fall 2016		Fall 2015		Fall 2014		Fall 2013	
	Number	Percent	Number	Percent	Number	Percent	Number	Percent	Number	Percent
Female	3,834	57.57%	3,694	57.37%	3,275	58.39%	3,308	59.37%	3,176	58.71%
Male	2,826	42.43%	2,745	42.63%	2,334	41.61%	2,264	40.63%	2,234	41.29%
Total	6,660	100.00%	6,439	100.00%	5,609	100.00%	5,572	100.00%	5,410	100.00%

Ethnic Origin	Fall 2017		Fall 2016		Fall 2015		Fall 2014		Fall 2013	
	Number	Percent	Number	Percent	Number	Percent	Number	Percent	Number	Percent
White	769	11.55%	773	12.00%	717	12.78%	684	12.27%	718	13.27%
Hispanic	5,651	84.85%	5,429	84.31%	4,693	83.67%	4,686	84.05%	4,490	82.99%
African American	74	1.11%	86	1.34%	65	1.16%	56	1.02%	70	1.29%
Asian	19	0.29%	19	0.30%	24	0.43%	26	0.48%	23	0.43%
Foreign	-	0.00%	-	0.00%	-	0.00%	-	0.00%	-	0.00%
Native American	34	0.51%	60	0.93%	50	0.89%	45	0.81%	60	1.11%
Other	113	1.70%	72	1.12%	60	1.07%	75	1.36%	49	0.91%
Total	6,660	100.00%	6,439	100.00%	5,609	100.00%	5,572	100.00%	5,410	100.00%

Age	Fall 2017		Fall 2016		Fall 2015		Fall 2014		Fall 2013	
	Number	Percent	Number	Percent	Number	Percent	Number	Percent	Number	Percent
Under 18	2,972	44.62%	2,771	43.03%	1,317	23.48%	2,102	37.72%	2,304	42.59%
18-21	2,115	31.76%	2,031	31.54%	2,446	43.61%	2,021	36.27%	1,659	30.67%
22-24	504	7.57%	524	8.14%	664	11.84%	513	9.21%	499	9.22%
25-35	744	11.17%	796	12.36%	869	15.49%	657	11.79%	647	11.96%
36-50	289	4.34%	282	4.38%	275	4.90%	253	4.54%	269	4.97%
51 +	36	0.54%	35	0.54%	38	0.68%	26	0.47%	32	0.59%
Total	6,660	100.00%	6,439	100.00%	5,609	100.00%	5,572	100.00%	5,410	100.00%

Average Age	20.2	20.3	21.8	20.6	22.0
-------------	------	------	------	------	------

Source: CBM001

SOUTHWEST TEXAS JUNIOR COLLEGE
Statistical Supplement 17
Transfers to Senior Institutions
SWTJC Students Found as First-Time Transfers In Fall 2016
(Includes only public senior colleges in Texas)

Fall 2015 is the most current data.

	Transfer Student Count					Core Completion	Total of all SWTJC Transfer Students	% of all SWTJC Transfer Students
	Associate Degree Academic	Associate Degree Technical	Certificate	No Award				
Angelo State University	4	1	1	6	1	14	4%	
Sam Houston State University	2	0	0	1	1	7	2%	
Sul Ross State University - Rio Grande College	99	3	3	44	23	208	56%	
Sul Ross State University	1	2	0	2	0	7	2%	
Tarleton State University	3	0	0	3	1	6	2%	
Texas A&M University at Kingsville	4	1	0	8	1	13	3%	
Texas A&M University at San Antonio	6	1	0	3	3	14	4%	
Texas State University	7	0	0	17	3	27	7%	
University of Texas at San Antonio	20	0	0	20	3	49	13%	
Other Public 4-Year Institution	12	2	0	9	2	29	8%	
Totals	158	10	4	113	38	374	100%	

Source:

THECB Transfer Report

Students reported here completed at least 30 hours with SWTJC in the six years prior to their initial enrollment at the listed institution in Fall 2016.

SOUTHWEST TEXAS JUNIOR COLLEGE
Statistical Supplement 18
Capital Asset Information
Fiscal Years 2012 to 2017

	Fiscal Year					
	2017	2016	2015	2014	2013	2012
Academic buildings	38	36	32	31	31	31
Square footage	493,125	315,506	290,751	260,936	260,936	260,936
Libraries	4	3	3	3	3	3
Square footage	35,388	34,116	28,266	25,466	25,466	25,466
Administrative and support buildings	17	7	7	6	6	6
Square footage	63,380	58,100	54,512	48,597	48,597	48,597
Dormitories	2	2	2	2	2	2
Square footage	50,146	50,146	50,146	50,146	50,146	50,146
Number of beds	251	256	256	256	256	256
Dining facilities*	3	1	1	1	1	1
Square footage	22,400	35,770	35,770	35,770	35,770	35,770
Average daily customers	650	600	600	600	600	600
Athletic facilities	2	2	2	2	2	2
Square footage	38,338	38,338	38,338	38,338	38,338	38,338
Plant facilities	5	4	4	4	4	4
Square footage	19,391	18,482	18,482	18,482	18,482	18,482
Transportation						
Cars/vans	36	39	34	66	66	64
Light trucks/other	58	37	31	27	27	28

* Includes all of student center

Data includes property leased from SWTJC Foundation, Inc.

**Copies of this publication have been deposited with the Texas State Library
in compliance with the State Depository Law.**
