



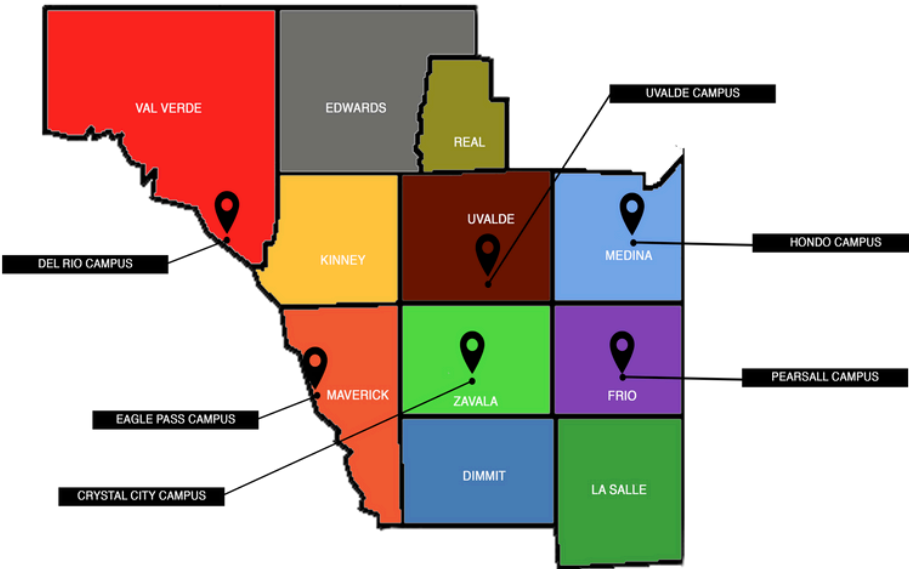
SOUTHWEST
TEXAS★COLLEGE

SWTX

QUICK FACTS

6 CAMPUSES

11 Counties



TECHNICAL PROGRAMS

- Air Conditioning & Refrigeration
- Automotive Body Repair
- Automotive Technology
- Aircraft General Maintenance
- Airframe Mechanics
- Business Management
- Business Office Technology
- Computer Information Systems
- Construction Carpentry
- Cosmetology
- Criminal Justice
- Cybersecurity
- Diesel Technology
- Early Childhood Studies
- Emergency Medical Services
- Law Enforcement Academy
- Lineman Training
- Management
- Patient Care Technician
- Radiologic Technology
- Registered Nursing
- Surgical Technology
- Vocational Nursing
- Welding Technology
- Wildlife Management

ACADEMIC PROGRAMS


- Associates of Arts - General Studies
- Associate of Arts - Teaching
- Associate of Science - Engineering Science
- Field of Study - Business, Criminal Justice

WORKFORCE EDUCATION

- Computer Course
- Health Care Careers
- Heavy Equipment Training
- Professional Development
- Professional Truck Driving School

ADULT EDUCATION & LITERACY

- ESL Classes
- GED Classes
- US Citizenship
- Find a Career



HEADCOUNT BY
CAMPUS

7,827

TOTAL STUDENTS

| Location | Students | Percent |
|-------------------------------|-------------|---------|
| Uvalde | 814 | 10% |
| Crystal City, Hondo, Pearsall | 187 | 2% |
| Del Rio | 594 | 8% |
| Eagle Pass | 1064 | 14% |
| Internet | 1443 | 18% |
| Other Locations | 3725 | 48% |
| Total | 7827 | |



DEGREES &
CERTIFICATES AWARDED

1,848

| Award Type | Number | Percent |
|-------------------------------|-------------|---------|
| Academic (AA, AS) | 560 | 30% |
| Technical (AAS) | 99 | 5% |
| Certificate (Cert 1 & Cert 2) | 684 | 37% |
| Core Curriculum Completion | 439 | 24% |
| Field of Study | 66 | 4% |
| Total | 1848 | |

GET IN TOUCH




830-278-4401



swtxc.edu



OUR STUDENTS



CLASSES BY MODE OF INSTRUCTION

1,925
SECTIONS

| | | |
|-----------------------------------|------|------|
| Total Headcount | 7827 | 100% |
| Enrollment Status | | |
| Part-Time | 2740 | 35% |
| Full-Time | 1398 | 17% |
| Dual Credit Students | 3747 | 48% |
| Average Enrolled Hours | | |
| Per Student | 9.81 | |
| Average Age | | |
| | 20 | |
| Gender | | |
| Female | 4663 | 60% |
| Male | 3164 | 40% |
| Ethnicity | | |
| Hispanic | 6906 | 88% |
| White Non-Hispanic | 653 | 8% |
| Black, Non-Hispanic | 60 | 1% |
| Other | 208 | 3% |
| Tuition Status | | |
| In-District | 1424 | 18% |
| Out-of-District | 6292 | 81% |
| Non-Resident | 111 | 1% |
| Basis of Admission | | |
| First Time In College | 1268 | 16% |
| Continuing Student | 6423 | 82% |
| Transfer Student | 136 | 2% |
| Development Education (DE) | | |
| Enrolled in DE | 1243 | 16% |
| Not Enrolled in DE | 6584 | 84% |

| Mode | Percent | Percent Enrolled |
|-----------------------------|-------------|------------------|
| Traditional | 60% | 53% |
| Interactive Video | 12% | 17% |
| Internet & VCT | 21% | 25% |
| Special/Linked | 6% | 4% |
| Hybrid | 1% | 1% |
| Total Class Sections | 1925 | |
| Total Enrollments | | 37957 |



FINANCIAL AID

| Type of Aid | Amount | Students Receiving Aid |
|---|---------------------|------------------------|
| Grants, Scholarships, & Other Gift Aids | \$13,663,321 | 2,661 |
| College Work-Study | \$258,866 | 80 |
| Loans | \$891,496 | 164 |
| Totals | \$14,813,683 | 2905 |



FACULTY AND STAFF

| Type | Full-Time | Part-Time | Total |
|--------------|------------|------------|------------|
| Faculty | 122 | 54 | 176 |
| Staff | 237 | 83 | 320 |
| Total | 359 | 137 | 496 |

Workforce Education

Includes workforce continuing education, customized training, adult basic education, and leisure and fitness courses.

| | |
|-----------------------------|------------|
| Total Class Sections | 351 |
| Total Enrollments | 989 |



SOUTHWEST TEXAS COLLEGE